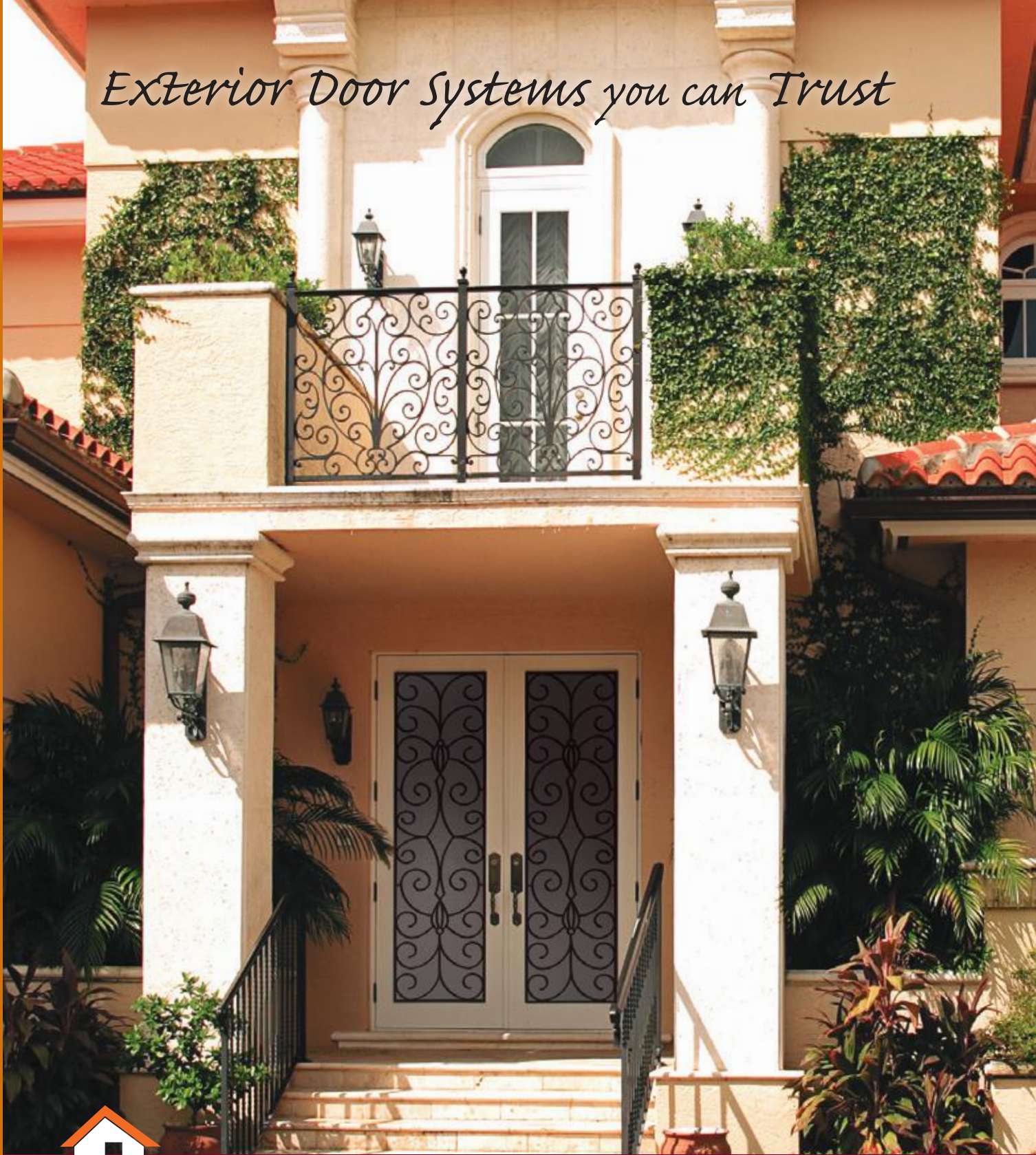


Exterior Door Systems you can Trust



2022 NON-IMPACT CATALOG

BHIDoors
BY BUILDERS HARDWARE, INC.

bhiflorida.com

Quality components create the total package.

BHI Doors is a collection of best-in-class components (doors, doorglass, frames, astragals, weather seals, thresholds, locksets, and hardware) used to create entry systems with enduring good looks and superior performance. The majority of our door systems are tested to the HVHZ (High Velocity Hurricane Zone) structural standards, the most stringent hurricane codes ANYWHERE in the United States. Most all of the BHI Door systems meet the minimum Florida Energy code.

Great craftsmanship, beautiful glass patterns, multiple finish hardware options, superior construction, and energy-saving features all come together in a wide range of entry systems that enhance the value of your home and add beauty to everyday living.

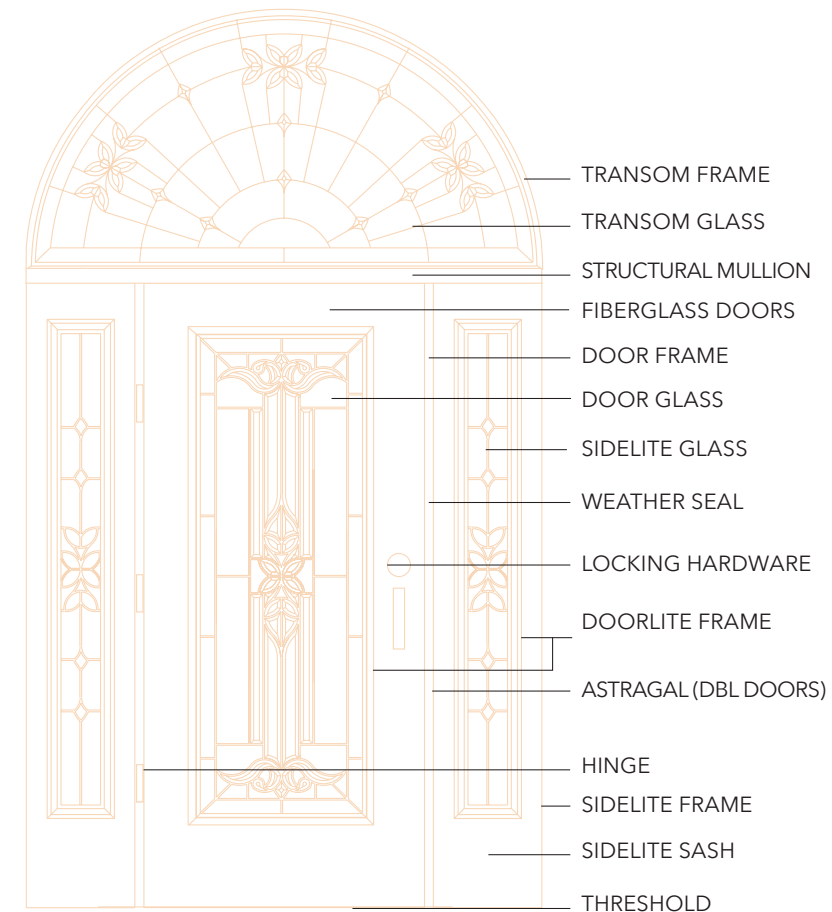
BHI Doors Commitment



All Units listed on pages with this symbol located at the bottom will be built using components that are stocked in our warehouse.

Unless otherwise noted, all products featured can be built into door systems that are compliant with hurricane structural ratings and the latest energy codes.

BHI Doors continues our commitment to service excellence as we bring enduring beauty and value to exterior doors throughout Florida. – established in 1954.



THRESHOLDS & ASTRAGALS

For additional security and weather protection our systems use DLP thresholds and astragals.



Unique line of doorglass inserts styled for Florida living. Etched glass displays traditional sandblasting.



OVERLAY ART LAMINATE

Endless changeable options of patent pending premium overlay art glass laminate.

TRILENNIUM™

MULTI-POINT LOCKS

The ultimate fiberglass door security system. Multiple latches and bolts prevent forced entry and create additional weather sealing.



RESIDENTIAL LOCKSETS

Superior functionality and long lasting beauty.

BHI Weather-seals

Keep cool air in and keep bugs out while benefiting from improved energy efficiency.



Add beauty to and increase the value of your home with ODL's innovative line of doorglass.



FIBERGLASS DOORS AND PF FRAMES™

A lifetime of exceptional durability and performance for every door around your home.



CUSTOM GLASS

Custom glass for doors, sidelites, windows and transoms.



VENTILATING DOORS

Let in the breeze without compromising security with an optional window insert in your door (with a security screen).



RESIDENTIAL HARDWARE

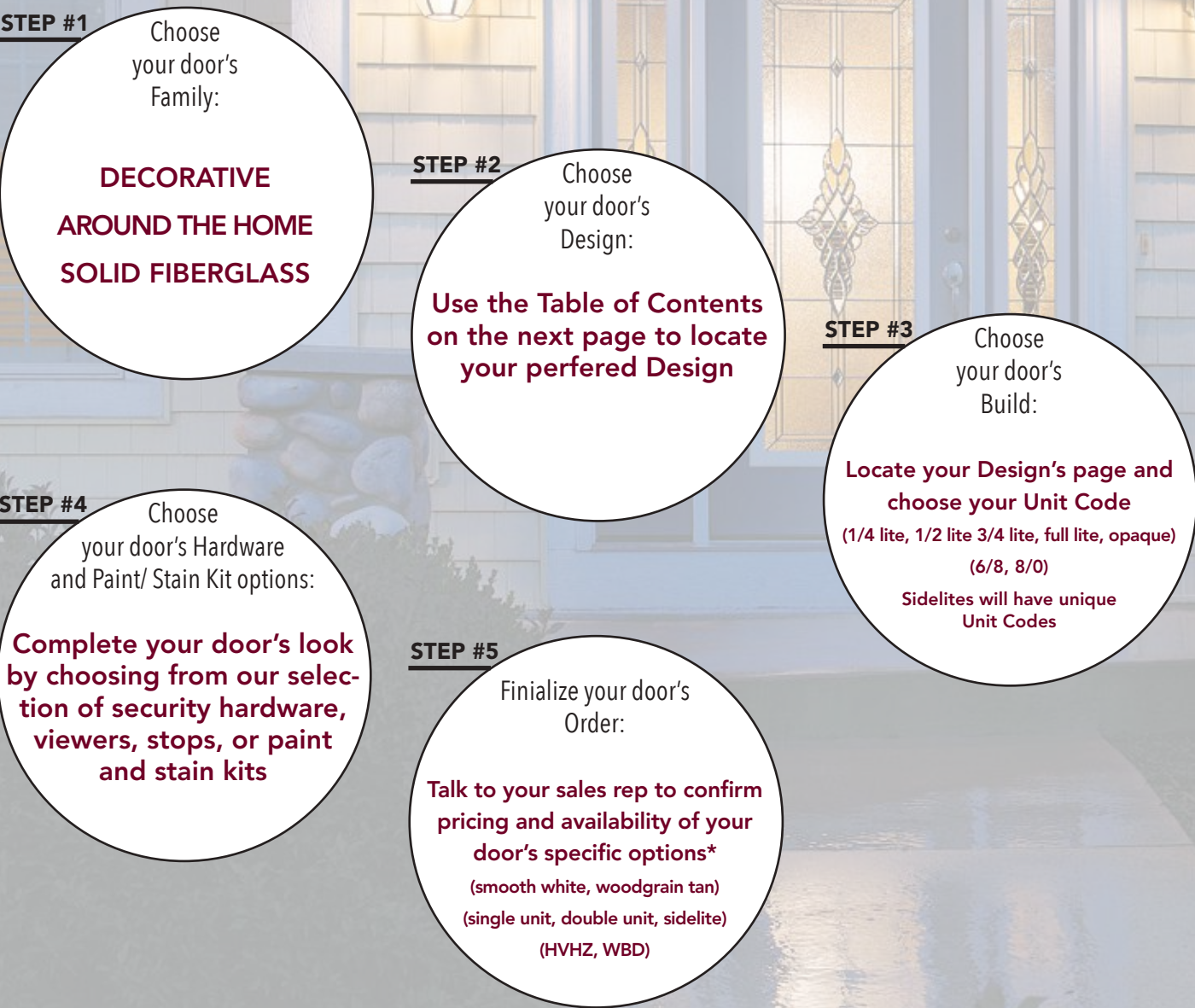
Easy installation and secure performance.

BHI Hinges

Specially designed for high-performance and tested for long lasting endurance.



BHI's Path to Your Door



* While BHI stocks components needed to build many of the Door Units shown in this catalog, not all combinations of options are available in all Unit Widths. Most Door Unit Builds that appear in this catalog can be built in either Woodgrain or Smooth skin type Systems; however, there are some that will only come in the Skin Type shown in the catalog for certain Door Unit Widths. Your sales rep can quickly confirm your selections availability using the BHI Pricing & Availability Guide.

Table of Contents



CUSTOM GLASS p. 4-7
Doorglass, Transoms & Windows

DECORATIVE
Overview p. 10-11
Mid-century Modern p. 12-15

Destinations
Crosswalk p. 16
Waterside p. 17
Courtyard p. 18

Eclectic
Mohave p. 19

Perspectives
Linen p. 20
Rain p. 21
Streamed p. 22
Blanca p. 23
Chinchilla p. 24

Old World
Mediterranean p. 25
Paris p. 26
Jacinto p. 27
Avant p. 28
Catalina p. 29

Classic
Expressions p. 30
Cadence p. 31
Heirlooms p. 32
Majestic p. 33
Bristol p. 34
Nouveau p. 35
Grace p. 36

Contemporary
Entropy p. 37
Mystify p. 38
Renewed Impressions p. 39

Craftsman
Topaz p. 40
Monterey p. 41

Etched Glass p. 44-48

Overlay Art Laminate p. 50-53

AROUND THE HOME

Triple Glazed Blinds p. 56-57
Blink Enclosed Blinds p. 58-59
One Lites p. 60-61
Simulated Divided Lites p. 62
Nova 90 Direct Glazed p. 63
Grilles Between Glass (GBG) p. 64
External Grilles p. 65
Vent Lites p. 66
Ventilating Doors p. 67
Insulated Pet Doors **NEW!** p. 68-69
Louver Doors p. 70

SOLID FIBERGLASS

Modern & Shaker p. 72
Rustic p. 73
Woodgrain Textured p. 74-75
Smooth Skin p. 76-79

HARDWARE & FINISHING

Multi-Point Locksets p. 81
Standard Locksets p. 82-84
Viewers p. 85
Security Latches
House Numbers
Stops p. 86
Paint Kits p. 87
Stain Kits **NEW!**

SELECTION OVERVIEW

Hurricane Code
Compliance p. 88-89

Energy & Label
Compliance p. 90-91
Standard Features p. 92-93

COMPONENTS

Door Frames & Moldings p. 94
Brick Mold Trim p. 95
Aluminum Astragals p. 96
Aluminum Thresholds p. 97
Weather Seals
Hinges p. 98

CUSTOM DESIGNS



High Velocity
Hurricane Zone &
Wind-Borne Debris

DOORGLASS
SIDELITES
TRANSOMS
WINDOWS

CUSTOM SIZES



CUSTOM COLORS



CUSTOM DESIGNS



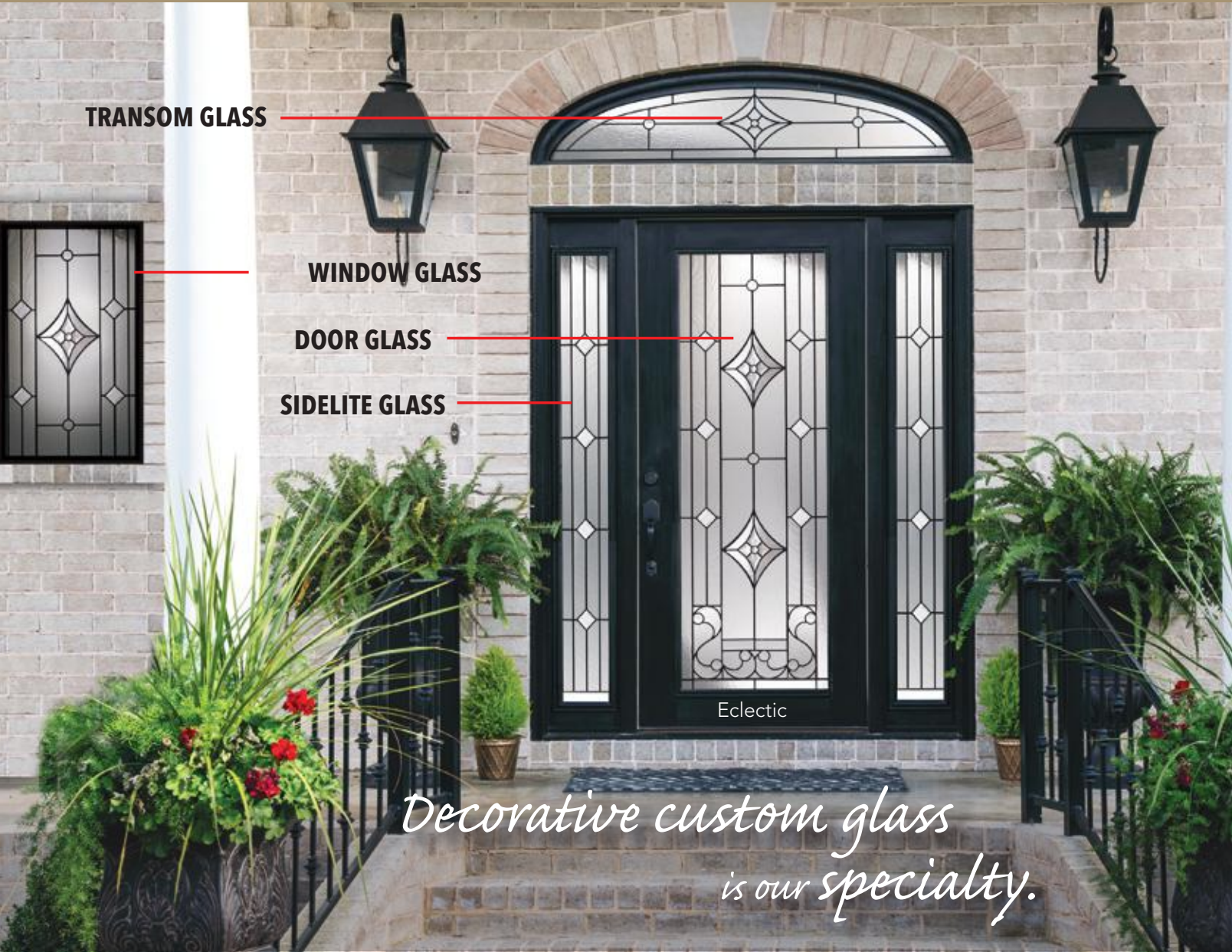
CUSTOM DESIGNS



Renewed Impressions




CUSTOM DESIGNS



Kenyon's Glass prides itself on being one of the leading manufactures of custom decorative glass for the building industry. We provide design expertise and production of custom decorative panels for doors, sidelites, transoms, windows and other unique installations.



CREATE YOUR OWN



CUSTOMIZE EXISTING DESIGN



BUILD COMPLEMENTARY DESIGNS

CUSTOM DESIGNS



Camed Designs
Caming is the thin metal work that joins together the door glass elements. Camed units are available as custom one-of-a-kind or complementary of any designs.



Metalist Designs
Our Metalist designs are composed of aluminum sheets cut to a design or style of your choice, and sandwiched between insulated glass. Metalist units are available from existing designs, as custom one-of-a-kind or complementary of any designs.


CAMING OPTIONS



GLASS OPTIONS



COLOR OPTIONS



GLASS OPTIONS



Bumpers keep the metal from rattling when opening and closing the door.

For additional glass color and textured options see our Kenyon's Custom Glass Catalog at BHIFlorida.com
For specifications, sizing limits and framing materials consult BHI's Price and Availability Guide.

DECORATIVE



*High Velocity
Hurricane Zone &
Wind-Borne Debris*

- MID-CENTURY MODERN
- DESTINATIONS
- ECLECTIC
- PERSPECTIVES
- OLD WORLD
- CLASSIC
- CONTEMPORARY
- CRAFTSMAN
- ETCHED
- OVERLAY ART

DOORGLASS FRAMES

EVOLVE



CRAFTSMAN



ZEEL



NON-IMPACT
DECORATIVE



ALL DOOR SYSTEMS ARE SOLD UNFINISHED

DECORATIVE

Decorative Doorglass Overview


MID-CENTURY MODERN





DESTINATIONS



ECLECTIC



PERSPECTIVES




OLD WORLD



DECORATIVE

Decorative Doorglass Overview


CLASSIC



CLASSIC



CONTEMPORARY



CRAFTSMAN



ETCHED



OVERLAY ART



DECORATIVE

Spotlights
DOOR GLASS

*Mid-century
Modern*

If you're inspired by the character of your home, Spotlights® Door Glass is for you. Spotlights is designed for homeowners who appreciate the history of architecture and the spirit of good design. This line of door glass puts a spotlight on the growing trend for renovations and remodels that are done with class and top-notch materials.

*Unless otherwise noted below, all designs on this page are stocked in Clear Glass, Frosted Glass, and Rain Glass.



Modern doorglass
frame profile

Clear Glass
(STOCK)




Frosted Glass
(STOCK)



*Rain Glass



Chinchilla Glass
(SPECIAL ORDER)



DECORATIVE

Spotlights
DOOR GLASS

*Mid-century
Modern*

An array of varying glass textures, sizes, shapes, placement locations, and orientations give plenty of flexibility for the exact style, privacy level, and price point you desire.

*Unless otherwise noted below, all designs on this page are stocked in Clear Glass, Frosted Glass, and Rain Glass.

Clear Glass
(STOCK)



Frosted Glass
(STOCK)



*Rain Glass




Chinchilla Glass
(SPECIAL ORDER)



Modern doorglass
frame profile

NI12-1



Left Offset Full Lite 6/8

NI13-1



Left Offset 1/4 Lite 6/8

NI12-2



3 Lite Square Stacked 6/8
(Rain Glass Special Order)

NI12-3




3 Lite Vertical Decending 8/0

NI12-4



4 Lite Square Stacked 8/0
(Rain Glass Special Order)

NI13-2



1/4 Lite Square Top Center 6/8
(Rain Glass Special Order)

NI13-3



3 Lite Vertical Parallel 8/0

NI13-4



Left Offset 1/4 Lite 8/0



All door sizes shown can be built as double door systems.



All door sizes shown can be built as double door systems.



DECORATIVE

Spotlights
DOOR GLASS

Mid-century
Modern

If you're inspired by the character of your home, Spotlights® Door Glass is for you. Spotlights is designed for homeowners who appreciate the history of architecture and the spirit of good design. This line of door glass puts a spotlight on the growing trend for renovations and remodels that are done with class and top-notch materials.

Clear Glass
(STOCK)



Frosted Glass
(STOCK)



Rain Glass
(STOCK)



Chinchilla Glass
(SPECIAL ORDER)



DECORATIVE

Spotlights
DOOR GLASS

Mid-century
Modern

An array of varying glass textures, sizes, shapes, placement locations, and orientations give plenty of flexibility for the exact style, privacy level, and price point you desire.

*Unless otherwise noted below, all designs on this page are stocked in Clear Glass, Frosted Glass, and Rain Glass.

Clear Glass
(STOCK)



Frosted Glass
(STOCK)



*Rain Glass



Chinchilla Glass
(SPECIAL ORDER)



Modern doorglass
frame profile




Modern doorglass
frame profile

NI14-1



5 Lite Horizontal Stacked 6/8

NI14-2



Double Full Lite 6/8

NI15-1



3 Lite Diamond Stacked 6/8
(Rain Glass Special Order)

NI15-2



1/4 Lite Horizontal Top Center 6/8

NI14-3



4 Lite Horizontal Stacked 6/8

NI14-4



6 Lite Horizontal Stacked 8/0

NI14-5



5 Lite Horizontal Stacked 8/0

NI15-3



3 Lite Vertical Decending 6/8

NI15-4



3 Lite Vertical Parallel 6/8



All door sizes shown can be built as double door systems.



All door sizes shown can be built as double door systems.



DECORATIVE

DESTINATIONS


Crosswalk

Nickel Caming

Modern design comes to life through strong linear lines interrupted by bold pops of gray glass. Crosswalk's look is abstract, modern, and stylish.

Glass Textures;
Micro-Iced Granite Glass
Gray Softwave Glass
Clear Softwave Glass

Privacy Rating 9



SEE PAGE 90 FOR ENERGY STANDARD GUIDANCE

SEE PAGE 90 FOR ENERGY STANDARD GUIDANCE

DECORATIVE

DESTINATIONS


Waterside

Black Chrome Caming

Naturally flowing movement extends the length of Waterside and brings to mind a flowing river or grasses swaying in the breeze.

Glass Textures;
Clear Softwave Glass
Streamed Glass

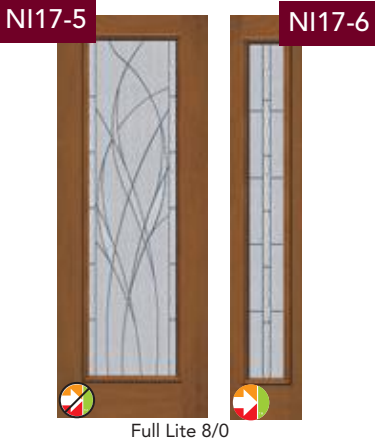


Privacy Rating 9



All door sizes shown can be built as double door systems.

TRANSOMS PAGES 4-7

All door sizes shown can be built as double door systems.



DECORATIVE

DESTINATIONS


Courtyard

Nickel Vein Wrought Iron Caming

Wrought Iron designs are as current today as they were over 100 years ago. The pronounced fretwork of Courtyard creates a look that is both strong and subtle.

Textured Granite glass

Privacy Rating 9



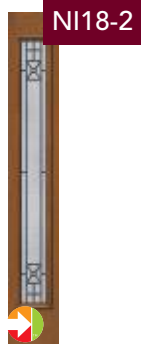
SEE PAGE 90 FOR ENERGY STANDARD GUIDANCE



All door sizes shown can be built as double door systems.



Full Lite 6/8



1/2 Lite Over 2 Panel 6/8





3/4 Lite Over 1 Panel 6/8




3/4 Lite Over 2 Panel 6/8



Full Lite 6/8



Full Lite 8/0



1/2 Lite Over 2 Panel 8/0



DECORATIVE

ECLECTIC STYLE

Mohave

Oil-Rubbed Bronze Caming

- Glass Textures;
- Micro-Iced Granite Glass
- Streamed Glass
- Small Hammered Glass
- Gray Soft Wave Glass
- Bronze Seedy Glass
- Pale Amber Soft Wave Glass
- Clear Bevels



SEE PAGE 90 FOR ENERGY STANDARD GUIDANCE

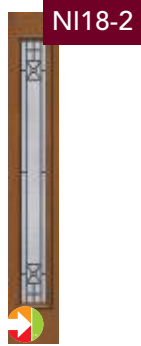


All door sizes shown can be built as double door systems.

Privacy Rating 7



Full Lite 6/8



1/2 Lite Over 2 Panel 6/8




3/4 Lite Over 1 Panel 6/8




3/4 Lite Over 2 Panel 6/8



Full Lite 6/8



Full Lite 8/0



1/2 Lite Over 2 Panel 8/0



Full Lite 8/0



3/4 Lite Over 1 Panel 8/0



DECORATIVE

PERSPECTIVES
TEXTURED DOORGLASS

Linen

LOW-E

Reminiscent of a soft shirt or an elegantly embroidered table cloth, Linen's lightly etched weave pattern complements both casual and formal entry-way designs. The translucent white glass and soft moiré of silkscreened threads give it a high privacy level.

Privacy Rating 9



DECORATIVE

PERSPECTIVES
TEXTURED DOORGLASS

Rain

LOW-E

All that's missing is the patter of raindrops. Rain-glass features a vertical pattern and textured surface that creates the illusion of rain trickling down a window. It offers a high level of privacy.

Privacy Rating 9



All door sizes shown can be built as double door systems.

All door sizes shown can be built as double door systems.



DECORATIVE

PERSPECTIVES
TEXTURED DOORGLASS
Streamed

LOW-E

The pronounced vertical pattern and strong ribbed texture of Streamed creates the illusion of falling water in your entryway. It also offers a high level of privacy

Privacy Rating 9



All door sizes shown can be built as double door systems.



1/2 Lite Over 2 Panels 6/8



Full Lite 6/8



Narrow Full Lite 6/8



3/4 Lite Over 2 Panel 6/8



1/2 Lite Over 2 Panel 8/0



Full Lite 8/0



All components for Pre-Hung assembly are in-stock




DECORATIVE

PERSPECTIVES
TEXTURED DOORGLASS
Blanca

LOW-E

Offering a high level of privacy and an understated backdrop, Blanca has a frosted, slightly stippled surface.

Privacy Rating 9



All door sizes shown can be built as double door systems.



1/4 Lite Over 2 Panel 6/8




1/2 Lite Over 2 Panel 6/8



3/4 Lite Over 1 Panel 6/8



Full Lite 6/8




Narrow Full Lite 6/8



1/2 Lite Over 2 Panel 8/0



Full Lite 8/0



All components for Pre-Hung assembly are in-stock



DECORATIVE

PERSPECTIVES
TEXTURED DOORGLASS
Chinchilla

LOW-E

As touchable as its namesake, Chinchilla's fine lines create a striking wave pattern when seen from afar. It also offers a high level of privacy for your home.

Privacy Rating 9



SEE PAGE 90 FOR ENERGY STANDARD GUIDANCE

DECORATIVE

OLD WORLD STYLE

Mediterranean

Wrought Iron

Textured Arctic Glass

Privacy Rating 9



All door sizes shown can be built as double door systems.

All door sizes shown can be built as double door systems.

NI24-1



Full Lite 6/8

NI24-2



NI24-3



Full Lite 8/0

NI24-4



NI24-5



3/4 Lite Over 1 Panel 8/0

NI25-1



Full Lite 6/8

NI25-2



3/4 Lite Over 2 Panels 6/8

NI25-3



3/4 Lite Over 1 Panel 8/0

NI25-4



1/2 Lite Over 2 Panels 8/0



DECORATIVE

DOES NOT MEET ENERGY STANDARDS (see pg. 90)

SEE PAGE 90 FOR ENERGY STANDARD GUIDANCE


DECORATIVE

OLD WORLD STYLE

Paris

- Patina Caming
- Glass Textures;
- Clear Bevels
- Arctic Glass
- Clear Renaissance Glass

Privacy Rating 4



All door sizes shown can be built as double door systems.



All door sizes shown can be built as double door systems.

OLD WORLD STYLE

Jacinto

- Wrought Iron
- Textured Arctic Glass

Privacy Rating 9



NI26-1



Full Lite 6/8

NI26-2



Full Lite 8/0

NI26-3



3/4 Lite Over 1 Panel 8/0

NI27-1



Full Lite 6/8

NI27-2



NI27-4



3/4 Lite Over 1 Panel 8/0

NI27-3



Full Lite 8/0

DECORATIVE

SEE PAGE 90 FOR ENERGY STANDARD GUIDANCE

DOES NOT MEET ENERGY STANDARDS (see pg. 90)

DECORATIVE

OLD WORLD STYLE

Avant

Black Chrome Caming

Glass textures;
Clear Cluster Bevels
Eaton Glass
Granite Glass

Privacy Rating 6



OLD WORLD STYLE

Catalina

Black Chrome Caming

Textured Micro-granite

Privacy Rating 9

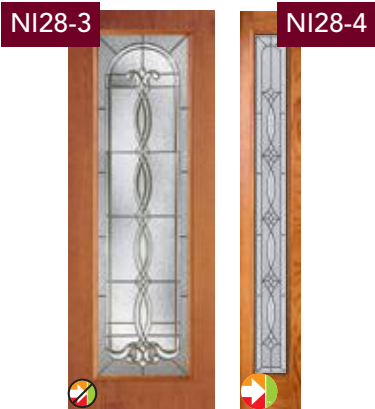


All door sizes shown can be built as double door systems.

All door sizes shown can be built as double door systems.



Full Lite 6/8



Full Lite 8/0



Full Lite 6/8



3/4 Lite Over 1 Panel 8/0



3/4 Lite Over 1 Panel 8/0



Full Lite 8/0



DECORATIVE

SEE PAGE 90 FOR ENERGY STANDARD GUIDANCE

DOES NOT MEET ENERGY STANDARDS (see pg. 90)

DECORATIVE

CLASSIC STYLE
Expressions

- Satin Nickel Caming
- Glass Textures;
Clear Bevels
Granite Glass
Gray Renaissance Glass

Privacy Rating 4



Shown with Custom Order Transom

All door sizes shown can be built as double door systems.




Shown with Custom Order Transom
& Special Order Sidelites

All door sizes shown can be built as double door systems.

CLASSIC STYLE
Cadence

- Patina Caming
- Glass Textures;
Clear Bevel Cluster
Ripple Glass
Hammered Glass

Privacy Rating 5



Full Lite 6/8

TRANSOMS PAGES 4-7



Full Lite 8/0



3/4 Lite Over 1 Panel 8/0



Full Lite 6/8



Full Lite 8/0



3/4 Lite Over 1 Panel 8/0



DECORATIVE

SEE PAGE 90 FOR ENERGY STANDARD GUIDANCE

SEE PAGE 90 FOR ENERGY STANDARD GUIDANCE

DECORATIVE

CLASSIC STYLE

Heirlooms

Satin Nickel Caming

Glass Textures;
Clear Cluster Bevels
Glue Chip Glass
Granite Glass

Privacy Rating 6



All door sizes shown can be built as double door systems.



All door sizes shown can be built as double door systems.

CLASSIC STYLE

Majestic

Nickel Caming (all sizes stocked)

Patina Caming (see below)

Brass Caming (see below)

Glass Textures;
Glue Chip Bevels
Glue Chip Glass
Gray Soft Wave Glass

Privacy Rating 6



TRANSOMS PAGES 4-7

NI32-1



Full Oval 6/8

NI32-2



3/4 Lite Over 1 Panel 6/8

NI32-3



Full Lite 6/8

NI32-4



NI32-5



3/4 Oval Over 2 Panels 6/8

NI33-1



1/2 Lite Over 2 Panel 6/8

NI33-2



NI33-3



3/4 Lite Over 2 Panel 6/8

NI33-4



Full Lite 6/8

NI33-5



NI32-6



Full Lite 8/0

NI32-7



TRANSOMS PAGES 4-7



NI32-8




1/2 Lite Over 2 Panel 8/0

NI33-6



Full Lite 8/0

NI33-7



NI33-8



1/2 Lite Over 2 Panel 8/0

DECORATIVE

SEE PAGE 90 FOR ENERGY STANDARD GUIDANCE

SEE PAGE 90 FOR ENERGY STANDARD GUIDANCE

DECORATIVE

CLASSIC STYLE
Bristol

Satin Nickel Caming

Glass Textures;
Clear Bevels
Clear Cluster Bevels
Granite Glass
Hammered Glass

Privacy Rating 7



All door sizes shown can be built as double door systems.

CLASSIC STYLE
Nouveau

Nickel Caming (see below)

Patina Caming (see below)

Glass Textures;
Clear Cluster Bevels
Clear Bevels
Glue Chip Glass

Privacy Rating 6



All door sizes shown can be built as double door systems.

NI34-1



1/2 Lite Over 2 Panel 6/8

NI34-2



Full Lite 6/8

NI34-3




NI35-1



Full Lite 6/8

NI35-2



1/2 Lite Over 2 Panels 6/8

NI34-4



Full Lite 8/0

NI34-5



NI34-6




3/4 Lite Over 1 Panel 8/0

NI34-7



NI35-3



3/4 Lite Over 1 Panel 8/0



TRANSOMS PAGES 4-7




DECORATIVE

CLASSIC STYLE

Grace

- Nickel Caming (all sizes stocked)
- Patina Caming (see below)

Privacy Rating 7



Full Oval 6/8



3/4 Lite Over 2 panels 6/8



1/4 Arch Lite Over 4 Panels 6/8



Full Lite 6/8



1/2 Lite Over 2 Panels 6/8



3/4 Oval Over Premium 2 Panels 6/8



Sunburst Over 4 Panels 6/8



Full Lite 8/0



All door sizes shown can be built as double door systems.



SEE PAGE 90 FOR ENERGY STANDARD GUIDANCE



All door sizes shown can be built as double door systems.

DECORATIVE

CONTEMPORARY STYLE

Entropy

Black Chrome

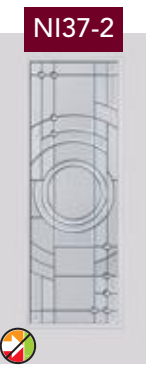
Sweeping, fluid design defines Entropy's style. Circular patterns and a black chrome finish add a dramatic flair. Clear, translucent, and textured glass provide a medium privacy level.

- Glass Textures;
- Clear Bevels
- Clear Renaissance
- Clear Seedy
- Granite


Privacy Rating 5



LEFTHAND



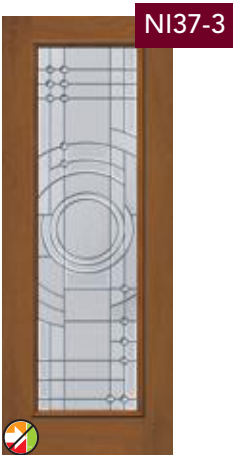
Full Lite 6/8



RIGHTHAND



Full Lite 8/0



Non- Impact Entropy door units are not handed; however, their sidelite units are handed:
(a) left hand outside view
(b) right hand outside view

DECORATIVE

CONTEMPORARY STYLE

Mistify

LOW-E

Mistify is a playful combination of pattern and texture. The black drizzle fuses with softly textured glass, resulting in a mesmerizing statement piece for any modern entryway.

This doorglass design is offered as a single door lite or can be special ordered with black grilles between glass for a divided look.

Privacy Rating 6



All door sizes shown can be built as double door systems.

SEE PAGE 90 FOR ENERGY STANDARD GUIDANCE

DECORATIVE

CONTEMPORARY STYLE

Renewed Impressions

Nickel Caming

The sweeping floral patterns of our signature Impressions decorative glass are elegantly refreshed with nickel coming to create Renewed Impressions.

Glass Textures:

- Clear Bevels
- Iced Granite Glass
- Streamed Glass
- Clear Renaissance Glass

Privacy Rating 7



All door sizes shown can be built as double door systems.



DECORATIVE

SEE PAGE 90 FOR ENERGY STANDARD GUIDANCE

SEE PAGE 90 FOR ENERGY STANDARD GUIDANCE

DECORATIVE

CRAFTSMAN STYLE

Topaz

Patina Caming

Glass Textures;
Micro-Granite Glass
Bronze Softwave Glass
Thin Reed Glass
Clear Bevels

Privacy Rating 9



All door sizes shown can be built as double door systems.

CRAFTSMAN STYLE

Monterey

Satin Nickel Caming (see below)

Patina Caming (see below)

Glass Textures;
Clear Bevels
Granite Glass
Micro-Granite Glass


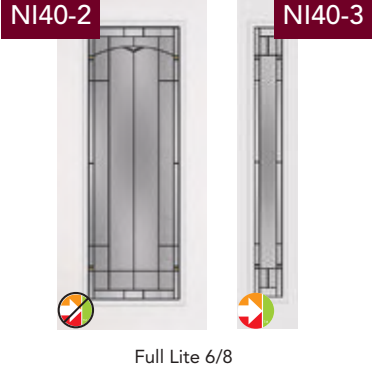
Privacy Rating 7



TRANSOMS PAGES 4-7



All door sizes shown can be built as double door systems.



DECORATIVE SPECIAL ORDER



*High Velocity
Hurricane Zone &
Wind-Borne Debris*

NATURE SERIES

CUSTOM ETCHINGS

CREATE YOUR OWN

DOORGLASS FRAMES

EVOLVE



ZEEL



NON-IMPACT

DECORATIVE ETCHED GLASS



ALL DOOR SYSTEMS ARE SOLD UNFINISHED

DECORATIVE SPECIAL ORDER

Etched Glass

LOW-E

Through the artistry of Julian and Karin Mesa, **BHI Doors** offers a unique line of doorglass inserts styled for Florida living. Traditional sand-blasting techniques help enhance your door opening by applying a beautiful etched design to clear glass.

Custom Designs: You imagine it we create it!

Dark background shown in pictures represent clear glass. Etched Glass units can be handed.
(a) left hand outside view
(b) right hand outside view



DECORATIVE SPECIAL ORDER

Etched Glass

(continued)

LOW-E

Choose from a variety of etching such as: memorial, landscape, portrait and pet designs.
All designs are sandblasted on the interior side of a doorglass insert.

Custom Designs: You imagine it we create it!

Dark background shown in pictures represent clear glass. Etched Glass units can be handed.
(a) left hand outside view
(b) right hand outside view



An etched circle divided between double doors provides an elegant focal point.
The double panels can be mirror images or feature a scene or pattern which continues between them.



All door sizes shown can be built as double door systems.



All door sizes shown can be built as double door systems.



DECORATIVE SPECIAL ORDER

Etched Glass

(continued)

LOW-E

Through the artistry of Julian and Karin Mesa, **BHI Doors** offers a unique line of doorglass inserts styled for Florida living. Traditional sand-blasting techniques help enhance your door opening by applying a beautiful etched design to clear glass.

Custom Designs: You imagine it we create it!

Dark background shown in pictures represent clear glass. Etched Glass units can be handed.

(a) left hand outside view

(b) right hand outside view



DECORATIVE SPECIAL ORDER

Etched Glass

(continued)

LOW-E

Choose from a variety of etching such as: memorial, landscape, portrait and pet designs.

All designs are sandblasted on the interior side of a doorglass insert.

Custom Designs: You imagine it we create it!

Dark background shown in pictures represent clear glass. Etched Glass units can be handed.

(a) left hand outside view

(b) right hand outside view



Privacy Glass

ANY SIZE doorglass can be made obscure by etching.

BEFORE



Full Lite Clear

AFTER



Full Lite BHIO Obscure

DECORATIVE SPECIAL ORDER

Etched Glass

(continued)

LOW-E


Through the artistry of Julian and Karin Mesa, **BHI Doors** offers a unique line of doorglass inserts styled for Florida living. Traditional sand-blasting techniques help enhance your door opening by applying a beautiful etched design to clear glass.

Custom Designs: You imagine it we create it!

Dark background shown in pictures represent clear glass. Etched Glass units can be handed.

(a) left hand outside view

(b) right hand outside view



NI48-1b
BHBJC-B JUMPING CRANES
(SIMULATED IMAGE, PLEASE REQUEST
DRAWING)
Full Lite 6/8 or 8/0



NI48-2a
BH2B-A HERON IN THE CYPRESS
Full Lite 6/8 or 8/0



NI48-3a
BH4B-A PELICAN
Full Lite 6/8 or 8/0



NI48-4b
BH2B-B HERON IN THE CYPRESS
Full Lite 6/8 or 8/0



All door sizes shown can be built as double door systems.



Premium Overlay
Art Glass Laminate

Vetrilite is a patent pending premium Overlay Art Glass laminate that is applied over one lite Low-E glass.

Overlay laminates are very durable – scratch and UV resistant, but can be removed for decor change.

Custom designs:

- Non-trademarked logos
- Street addresses
- Numbers and names
- Modification of existing designs
- Create your own design from a photo or drawing

EVOLVE



ZEEL



OVERLAY
ART GLASS



DECORATIVE

Overlay Art Glass

LOW-E

Vetrilite art glass overlays are a beautiful and economical way to achieve the look of luxurious decorative doorglass. Laminate overlays with a variety of designs can be applied to clear door glass inserts.

Overlay designs can also be Special Ordered with clear (CL) background.

Overlay Art Glass units can be handed.
(a) left hand outside view
(b) right hand outside view



DECORATIVE

Overlay Art Glass

(continued)

LOW-E

Scratch and UV resistant, but can be removed for decor change
Custom designs and logos
Transoms
Five year warranty on overlay

Privacy level 8



Custom Designs Available
TRANSOMS PAGES 4-7



GLAMOROUS DUPLICITY MONOCHROME
Full Lite 6/8 or 8/0



STREAMLINES MONOCHROME
Full Lite 6/8 or 8/0



SEA OF LIFE MONOCHROME
Full Lite 6/8 or 8/0



SEA OF LIFE MONOCHROME
Full Lite 6/8 or 8/0



HEARTS & DIAMONDS MONOCHROME
Full Lite 6/8 or 8/0




VERTICAL COLOR
Full Lite 6/8 or 8/0



FLOWING WAVELETS MONOCHROME
Full Lite 6/8 or 8/0



TEXTURED WAVES MONOCHROME
Full Lite 6/8 or 8/0



ABOVE THE RIVER MONOCHROME
Full Lite 6/8 or 8/0




DIFFERENT PATHS MONOCHROME
Full Lite 6/8 or 8/0



SEA OF LIFE MONOCHROME
1/2 Lite Over 2 Panels 6/8 or 8/0



HORIZONTAL COLOR
Full Lite 6/8 or 8/0



WAVES MONOCHROME
Full Lite 6/8 or 8/0



WAVES MONOCHROME
1/2 Lite Over 2 Panels 6/8 or 8/0

*QS: Non-stock/ Quick Ship.

*QS: Non-stock/ Quick Ship



All door sizes shown can be built as double door systems.



All door sizes shown can be built as double door systems.



DECORATIVE

Overlay Art Glass

(continued)

LOW-E

Vetrolite art glass overlays are a beautiful and economical way to achieve the look of luxurious decorative doorglass. Laminate overlays with a variety of designs can be applied to clear door glass inserts.

Overlay designs can also be Special Ordered with clear (CL) background.


Overlay Art Glass units can be handed.
(a) left hand outside view
(b) right hand outside view



BIRDS OF PARADISE COLOR
Full Lite 6/8 or 8/0




PALM TREE MONOCHROME
Full Lite 6/8 or 8/0



NI52-3
6/8 *QS



BIRDS OF PARADISE MONOCHROME
Full Lite 6/8 or 8/0



BAMBOO MONOCHROME
1/2 Lite Over 2 Panels 6/8 or 8/0

*QS: Non-stock/ Quick Ship



All door sizes shown can be built as double door systems.



DECORATIVE

Overlay Art Glass

(continued)

Privacy Level 8

Overlay Art Glass units are handed.


(a) left hand outside view

(b) right hand outside view


LOW-E 6/8 & 8/0 DOORS



SEA GRASS MONOCHROME



LEAVES MONOCHROME



NI53-2b



BAMBOO MONOCHROME



PALM TREE COLOR



HERON MONOCHROME



NI53-5b



NI53-6



HERON 3 MONOCHROME

*QS: Non-stock/ Quick Ship



SAILFISH COLOR



SAILFISH MONOCHROME



PELICAN COLOR



FOLIAGE MONOCHROME



NI53-11b



All door sizes shown can be built as double door systems.



AROUND THE HOME



*High Velocity
Hurricane Zone &
Wind-Borne Debris*

- TRIPLE GLAZED BLINDS
- BLINK BLINDS
- ONE LITES
- SIMULATED DIVIDED LITES
- NOVA 90
- GRILLES BETWEEN GLASS (GBG)
- EXTERNAL GRILLS
- VENT LITES
- VENTILATING DOORS
- NEW!** INSULATED PET DOORS
- LOUVER DOORS

DOORGLASS FRAMES

EVOLVE



CRAFTSMAN



ZEEL



NON-IMPACT

AROUND THE HOME



ALL DOOR SYSTEMS ARE SOLD UNFINISHED

AROUND THE HOME

Triple-glazed
Blinds Between
Glass

LOW-E

CGBG (CONTOURED GRILLS BETWEEN GLASS)
RAISE, LOWER & TILT
11/16" WHITE CONTOURED
INTERNAL GRILLES

- Suppresses sound with a Sound Transmission Coefficient (STC) value of 35.
- Triple-glazed design reduces heat transmission by up to 28%.
- Blinds completely disappear into top valance when fully raised.




NI56-1



Full Lite 6/8

NI56-2



1/2 9 Lite Over 2 Panels 6/8

NI56-3



Full 10 Lite 6/8

NI56-4



Full 15 Lite 6/8



All door sizes shown can be built as double door systems.



AROUND THE HOME

Triple-glazed
Blinds Between
Glass

LOW-E

CGBG (CONTOURED GRILLS BETWEEN GLASS)
RAISE, LOWER & TILT
11/16" WHITE CONTOURED
INTERNAL GRILLES

- Suppresses sound with a Sound Transmission Coefficient (STC) value of 35.
- Triple-glazed design reduces heat transmission by up to 28%.
- Blinds completely disappear into top valance when fully raised.




All door sizes shown can be built as double door systems.

NI57-1




3/4 Lite Over 2 Panel 8/0

NI57-2




3/4 10 Lite Over 1 Panel 8/0

NI57-2



NI57-3



3/4 15 Lite Over 1 Panel 8/0



AROUND THE HOME



LOW-E


RAISE, LOWER & TILT

The single operator lets you raise, lower and tilt the blinds in an easy slight movement.

Adjustable Privacy Rating



NI58-1



1/2 Lite Over 2 Panels 6/8

All door sizes shown can be built as double door systems.

NI58-2



Full Lite 6/8

NI58-3



NI58-4



Narrow Full Lite 6/8

NI58-5



3/4 Lite Over 2 panels 6/8

NI59-1



1/2 Lite Over 2 Panels 8/0

NI59-2



Full Lite 8/0

NI59-3



NI59-4



Narrow Full Lite 8/0

All door sizes shown can be built as double door systems.

AROUND THE HOME




(continued)

LOW-E

RAISE, LOWER & TILT

The single operator lets you raise, lower and tilt the blinds in an easy slight movement.

Adjustable Privacy Rating



All components for Pre-Hung assembly are in-stock



All components for Pre-Hung assembly are in-stock



AROUND THE HOME

One Lite Clear

LOW-E

1" INSULATED GLASS

When you want a view and nothing but the view, clear glass is the answer.

All door sizes shown can be built as double door systems.



NI60-1



Sunburst Over 4 Panel 6/8

NI60-2



1/2 Lite Over 2 Panels 6/8

NI60-3



NI60-4



Full Lite 6/8

NI60-5



NI61-1



Full Lite 8/0

NI61-2



NI61-3



Narrow Full Lite 8/0

NI61-4



1/2 Lite Over 2 Panels 8/0

NI60-6



Narrow Full Lite 6/8

NI60-7



3/4 Lite Over 2 Panel 6/8

NI60-8



1/4 Arch Lite Over 4 Panel 6/8

NI60-9



1/4 Lite Over 2 Panels 6/8

NI61-5



3/4 Lite Over 2 Panels 8/0

NI61-6



1/4 Lite Over 2 Panels 8/0



All components for Pre-Hung assembly are in-stock



All components for Pre-Hung assembly are in-stock



AROUND THE HOME

One Lite Clear

(continued)

LOW-E

1" INSULATED GLASS

When you want a view and nothing but the view, clear glass is the answer.


All door sizes shown can be built as double door systems.

AROUND THE HOME

Simulated Divided Lites

LOW-E
A mill finish grille between glass with external grilles provides the look of a true divided light.


All door units shown below are stocked in Clear Low-E glass. Baroque, Blanca, Chinchilla, Micro-Granite, Rain, and Streamed textured glass can be special ordered.



All door sizes shown can be built as double door systems.



NI62-1



3/4 4 Lite Over 2 Panels 6/8

NI62-2



3/4 6 Lite Over 2 Panels 6/8

NI62-3



1/4 3 Lite Over 2 Panels 6/8

NI62-4



1/4 6 Lite Over 2 Panels 6/8 (FIR GRAIN)

NI62-5




1/4 3 Lite Over 2 Panels 6/8

NI62-6



1/4 6 Lite Over 2 Panels 6/8 (FIR GRAIN)

SDL BARS



NI63-1



Full Lite Clear 6/8

NI63-1



NI63-2



Full Lite Clear 8/0

NI63-2



plastpro® Nova 90 Direct Glazed

LOW-E



Full Length LVL Reinforcement (Hinge & Strike Side, For Extra Rigidity)

Insulated 1" Glass

Compression Molded Fiberglass Skin

Integrally Molded Glass Stop

High Density Polyurethane Foam

Available Special Order: White Translucent and Blinds Between Glass

Nova 90 door skin is a white brush texture.



All components for Pre-Hung assembly are in-stock



All components for Pre-Hung assembly are in-stock



AROUND THE HOME



AROUND THE HOME

Grills Between Glass

LOW-E

5/8" WHITE GRILL BARS

Available Special Order Champagne, Bronze, and Black grill bars.



All door sizes shown can be built as double door systems.



AROUND THE HOME

External Grills


LOW-E

1" INSULATED GLASS



All door sizes shown can be built as double door systems.

NI64-1



1/2 9 Lite Over 2 Panels 6/8

NI64-2



Full 10 Lite 6/8

NI64-3



Narrow Full 10 Lite 6/8

NI64-4



Full 12 Lite 8/0

NI64-5



Full 15 Lite 6/8

NI64-6



3/4 4 Lite Over 2 Panels 6/8

NI65-1



1/2 9 Lite Over 2 Panels 6/8

NI65-2



Full 10 Lite 6/8

NI65-3



3/4 10 Lite Over 2 Panels 8/0

NI65-4



Narrow Full 10 Lite 6/8

NI64-7



3/4 12 Lite Over 2 Panels 6/8

NI64-8



Prairie Full Lite 6/8

NI64-9




Full 12 Lite 8/0

NI64-10



Full 18 Lite

NI64-11



NI65-5



Full 15 Lite 6/8

NI65-3



NI65-6



3/4 10 Lite Over 2 Panels 8/0

NI65-7



Full 12 Lite 8/0

NI65-8



Full 12 Lite 8/0



All components for Pre-Hung assembly are in-stock



All components for Pre-Hung assembly are in-stock



AROUND THE HOME

SEE PAGE 90 FOR ENERGY STANDARD GUIDANCE

AROUND THE HOME SPECIAL ORDER


Vent Lites

CLEAR, GRILLS BETWEEN GLASS, OR PRIVACY GLASS

- UV-resistant injection molded frame 3/4" glass
- Interlocking rails with double seals ensure a tight fit to resist air- and water-infiltration.
- Vents have 10 adjustment heights



Rain Glass



Obscure Glass



All door sizes shown can be built as double door systems.



1/2 Clear Vent Over 2 Panels 6/8



1/2 Rain Vent Over 2 Panels 6/8



1/2 GBG Vent Over 2 Panels 6/8



1/4 Clear Vent 6/8 1/4 Obscure Vent 6/8

THESE DOORS ARE USED FOR NON-DWELLING STRUCTURES DUE TO CODE CHANGES. THESE 1/8" GLASS PRODUCTS DO NOT HAVE PRODUCT APPROVAL.



Ventilating Doors

This product by DLP Industries is an operational window insert/door combo. When the window is open, fresh air is introduced into the home, eliminating the need for a screen door.

Perfect for beach side residential dwellings. Excellent for condominium doors, patio doors, cabana bath doors, and side garage doors . Manufactured in Florida.

The following optional glass types are available.

Low-E	Milky White	Obscure	Gray



1/2 Lite 6/8



Full Lite 6/8



1/2 Lite Over 2 Panels 6/8

Optional Impact Security Screen



- Premium grade high tensile 304 stainless security mesh
- Offers insect control, and impact resistance
- Allows ventilation without compromising security
- Available for all door sizes
- All units are built with standard fiberglass screen unless this impact screen option is specified

AROUND THE HOME



Insulated
Pet Door



NEW!



Don't keep your
best friend waiting!

- For pets up to 90 lbs
- This system meets ASTM F588 300 lbs forced entry
- Meets structural, cycle, impact, and water testing for Florida's WBD regions. DP rating: Inswing +50 /-60 Outswing +45 /-45
- Low maintenance, energy efficient, extremely durable LEXAN flap and frame



The flexible LEXAN flap uses durable vinyl weatherstrip and rare earth magnets to create an energy efficient seal when not in use.

The flap is clear so you and your pet can see whats on the other side

Available in the following sizes:
Large Pet: 10-1/4" wide X 15-1/4" high flap
Medium Pet: 6-5/8" wide X 11-1/4" high flap



All components for Pre-Hung assembly are in-stock



AROUND THE HOME



Insulated
Pet Door

(continued)



Interior view



Exterior View

Each system comes with removable exterior and interior barrier panels. The interior barrier panel can be slid into place when you want to restrict your pet's access. The exterior barrier is secured with a key lock to keep small intruders and large storms out.

NI69-1



1/2 Blind Lite Over 1 Panel 6/8

NI69-2




1/2 GBG Lite Over 1 Panel 6/8

NI69-3



1/2 Lite Over 1 Panel 6/8

NI69-4



2 Panels Opaque 6/8



All components for Pre-Hung assembly are in-stock



AROUND THE HOME


Lower Doors

Venting louvers are made of PVC, have low profile flat frame, and come with screen and screw hole plugs. These door systems are primarily used for pool storage rooms and non-dwelling rooms.




All door sizes shown can be built as double door systems.

NI70-1




1/4 Vent 6/8

NI70-2




1/2 Vent 6/8

NI70-3



Full Vent 6/8

NI70-4



1/2 Vent 8/0

NI70-5



Full Vent 8/0



All components for Pre-Hung assembly are in-stock



High Velocity
Hurricane Zone &
Wind-Borne Debris

All wood grained doors are sold unfinished and natural color is tan. Can be painted or stained.

All smooth doors are sold unfinished and natural color is white. Can be painted or faux finished.

THE MAKINGS OF A BETTER DOOR:

HYDROSHIED TECHNOLOGY
Strength and protection against moisture infiltration

LAMINATED VENEERED LUMBER (LVL)
Strength, durability and hardware reinforcement

10 GAUGE STEEL BEAM (NON-HVHZ ONLY)
Prevents thermal bowing

HIGH DENSITY POLYURETHANE CORE
Energy efficiency and noise reduction

FIBERGLASS REINFORCED SKIN
High impact and dent resistant



IMPACT RATED DOORS
SOLID FIBERGLASS



ALL DOOR SYSTEMS ARE SOLD UNFINISHED.

SOLID FIBERGLASS

plastpro®


Modern and Shaker Collection



All door systems are sold unfinished.
Natural color of woodgrain doors are tan/beige.

NI72-1

NEW!



Modern Milan 6/8
(TEAK GRAIN)

NI72-2



1 Panel Shaker 6/8

NI72-3



2 Panels Shaker 6/8

NI72-4



3 Panels Shaker 6/8

NI73-1



2 Panels Plank Arch Panel 6/8

HVHZ ONLY

NI73-2



2 Panels 6/8

HVHZ ONLY

NI73-3



2 Panels Arched Panel 6/8

NI72-5



3 Panels Shaker 6/8
(FIR GRAIN)

NI72-6



5 Panels Shaker 6/8

NI72-7



3 Panels Shaker 8/0

NI72-8



3 Panels Shaker 8/0
(FIR GRAIN)

NI73-4



2 Panels Plank Arch Panel 8/0

NI73-5



2 Panels Plank 8/0



All door sizes shown can be built as double door systems.

All door sizes shown can be built as double door systems.

SOLID FIBERGLASS

plastpro®

Rustic Textured

All door systems are sold unfinished.
Natural color of woodgrain doors are tan/beige.



Clavos Options



SOLID FIBERGLASS

plastpro®
*Textured
Woodgrain*

Woodgrain doors have a stainable rich oak grain pattern that resembles the look, feel, and texture of real wood- without any of the problems associated with wood.

All door systems are sold unfinished. Natural color of woodgrain doors are tan/beige.

HydroShield™
technology



All door sizes shown can be built as double door systems.

NI74-1



Flush 6/8

NI74-2



3/4 2 Panels 6/8

NI74-3



3/4 Premium 6/8

NI74-4



3/4 4 Panels 6/8

NI74-5



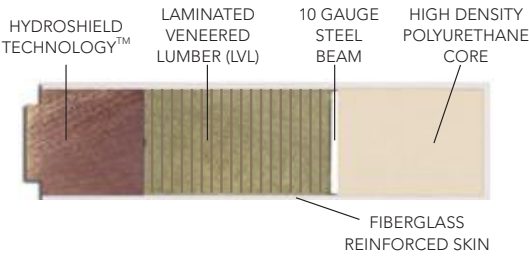
6 Panels 6/8



SOLID FIBERGLASS

HydroShield™ plastpro®
*Textured
Woodgrain*
(continued)

8/0 DOOR CROSS SECTION



All door sizes shown can be built as double door systems.

All door systems are sold unfinished. Natural color of woodgrain doors are tan/beige.

NI75-1




Flush 8/0

NI75-2



3/4 2 Panels 8/0

NI75-3



3/4 3 Panels 8/0

NI75-4



6 Panels 8/0

SOLID FIBERGLASS


plastpro®
HydroShield™
smooth skin

These doors are scratch-resistant! Patented, pre-pigmented white skin infuses the door white through and through. Can be painted or faux finished to coordinate with your home decor.

All door systems are sold unfinished.
Natural color of smooth doors is white.

All door sizes shown can be built as double door systems.

NI76-1



Flush 6/8

NI76-2



2 Panels 6/8

NI76-3



2 Panels Arch Panel 6/8

NI77-1



3 Panels Elite 6/8

NI77-2



3 Panels Premium 6/8

NI77-3



True 4 Panels 6/8

NI77-4



3/4 4 Panels 6/8

NI76-4



2 Panels Plank Arch Panel 6/8

NI76-5



3/4 2 Panels 6/8

NI77-5



6 Panels 6/8

NI77-6



8 Panels Center Arch 6/8

NI77-7




9 Panels 6/8



SOLID FIBERGLASS

HydroShield™
plastpro®
smooth skin
(continued)

6/8 DOOR CROSS SECTION



All door systems are sold unfinished.
Natural color of smooth doors is white.

All door sizes shown can be built as double door systems.

SOLID FIBERGLASS



smooth skin


(continued)

These doors are scratch-resistant! Patented, pre-pigmented white skin infuses the door white through and through. Can be painted or faux finished to coordinate with your home decor.

All door systems are sold unfinished. Natural color of smooth doors is white.

All door sizes shown can be built as double door systems.

NI78-1



Flush 8/0

NI78-2



2 Panels 8/0

NI79-1



3/4 3 Panels 8/0

NI78-3



2 Panels Plank Arch Panel 8/0

NI78-4



3/4 2 Panels 8/0

NI79-2



True 4 Panels

NI79-3



6 Panels 8/0



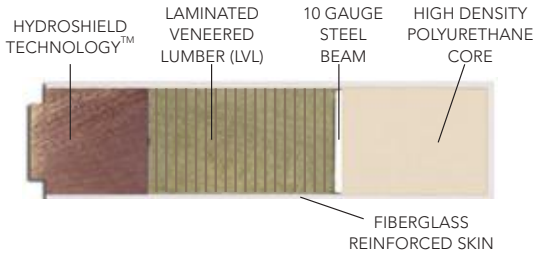
SOLID FIBERGLASS



smooth skin

(continued)

8/0 DOOR CROSS SECTION



All door systems are sold unfinished. Natural color of smooth doors is white.

All door sizes shown can be built as double door systems.

HARDWARE & FINISHING



FOR MORE SYSTEM COMPONENT
OPTIONS, REFER TO PAGES 94-98.

HARDWARE

TRILENNIUM™ *Multi-Point High Security Locksets*

- Stainless steel face-plates and strikes
- Strike Rollers and latches draw the door panel into perfect alignment with the jamb for a tight seal
- A single downward turn of the interior handle releases all three deadbolts - making this system panic proof
- Keying available



ECLIPSE
SHOWN IN
VICTORIAN BRONZE



PINNACLE
SHOWN IN
VICTORIAN BRONZE



HORIZON
SHOWN IN
SATIN NICKEL



ECLIPSE GRIP SET
SHOWN IN
VICTORIAN BRONZE



RECTANGULAR
SHOWN IN
POWDER COAT BLACK






CURVED
SHOWN IN
POWDER COAT BLACK

	SATIN NICKEL	VICTORIAN BRONZE	BRIGHT BRASS	POWDER- COAT BLACK
Color chart for representation only.				
HORIZON LEVERSET	•	QS	QS	
ECLIPSE LEVERSET	•	•	•	QS
PINNACLE LEVERSET	•	QS	QS	
RECTANGULAR LEVERSET	•	•		QS
CURVED LEVERSET	QS	QS		QS
ECLIPSE GRIP SET	•	•	QS	QS

• IN STOCK QS: Non-stock/ Quick Ship

Assure Deadbolt

Yale’s Real Living Electronic Deadbolts can be operated by either pin code or keyway. These Grade 2 residential locks can be upgraded with Special Order smart modules which can allow them to communicate with home automation systems.

BRASS US3	SATIN NICKLE US15	OIL RUBBED BRONZE US10BP
		
•	•	QS

• IN STOCK QS: Non-stock/ Quick Ship.




OUTSIDE VIEW INSIDE VIEW
TOUCHSCREEN DEADBOLT

Heritage Series

The YH Series offers residential and light-commercial locksets in a wide range of exciting designs at surprisingly affordable prices. Not all designs are stocked in all finishes, see availability chart on the bottom of pg.77 for more details.

- Limited Lifetime Warranty
- Pre-installed/ Concealed Screws
- Brass Cylinder Housing Standard (superior for Florida weather and salt air)
- Six Pin Cylinder for Increased Security
- Non-handed Levers



SELECT DEADBOLT
(Comes with security strike)



HOMESTEAD ENTRY HANDLESET



JAMESTOWN ENTRY HANDLESET



NORWOOD ENTRY LEVERSET



VALDOSTA ENTRY LEVERSET



McCLURE ENTRY LEVERSET



AUGUSTA ENTRY LEVERSET



DARTMOUTH ENTRY LEVERSET









CAMBRIDGE ENTRY KNOBSET

Heritage Series

(continued)

Prestige, strength, and longevity.

	BRASS US3	SATIN NICKLE US15	OIL RUBBED BRONZE US10BP	SUEDE BLACK USSB	DULL CHROME US26D	ANTIQUE NICKLE US15A	ANTIQUE BRASS US5	BRIGHT CHROME US26
Color chart for representation only.								
HOMESTEAD ENTRY HANDLESET	•	•	•	QS		QS	QS	
JAMESTOWN ENTRY HANDLESET	•	•	•			QS		QS
NORWOOD ENTRY LEVERSET	QS	•	•	QS	QS	QS	QS	QS
DARTMOUTH ENTRY LEVERSET	QS	•	QS					
CAMBRIDGE ENTRY KNOBSET	QS	•	•	QS	QS	QS	QS	QS
AUGUSTA ENTRY LEVERSET	QS	•	QS		QS			
MCCLURE ENTRY KNOBSET	•	•	•					
VALDOSTA ENTRY LEVERSET		•		QS	QS			QS
SELECT DEADBOLT	•	•	•		•	QS		QS

• IN STOCK QS: Non-stock/ Quick Ship

HARDWARE

HARDWARE

Pamex Locksets

NEW!

Pamex’s Kapture Electronic Deadbolts can be operated by either pin code, moblie device app, or concealed keyway. This Grade 2 residential dead-bolt comes standard with Bluetooth to communicate directly with the Kapture app. It can also be upgraded with Special Order smart modules which can allow them to communicate with home auto-mation systems.



SATIN NICKLE US15	MATTE BLACK US19

All Deadbolts and Passage Leversets on this page are stocked in both US15 & US19 finishes.

Knocker/ Viewers

- Maximize your privacy rating with a viewer in an opaque door
- 180° viewing area

ITEM	SATIN NICKLE US15	OIL RUBBED BRONZE US10B	MATTE BLACK US19
Knocker/ Viewer Combo	•	•	
Standand Viewer	•	•	
Shaker Viewer	•		•



Standard/ Shaker Viewer



Knocker/Viewer Combo

Security Latches

- Increase your peace of mind with a heavy duty security latch

ITEM	SATIN NICKLE US15	OIL RUBBED BRONZE US10B	MATTE BLACK US19
Security Latch	•		•



Security Latch



ROUND DEADBOLT (GRADE 3)



SQUARED DEADBOLT (GRADE 3)



MIRA PASSAGE LEVERSET



ONYX PASSAGE LEVERSET



ALTO PASSAGE LEVERSET



OLYMPIC PASSAGE LEVERSET

House Numbers

- Traditional house numbers are available for mounting directly to your home’s exterior
- High quality address sign systems can be purchased for an impressive modern look. These systems include bases that can hold either 3, 4, or 5 digits. These bases come in 2 finishes. Silver matalic textured house numbers are mounted on top



House Numbers



ITEM	SATIN NICKLE US15	OIL RUBBED BRONZE US10B	MATTE BLACK US19	BRONZE TEXTURED	SILVER TEXTURED
House Numbers	•	•			
Address Sign Base			•	•	
Address Sign Numbers					•



HARDWARE

Stops

- We offer a wide variety of ways to protect your door and your home from swing damage



Rigid Stop



Goose Neck Floor Stop



Spring Stop



Hindge Pin Stop



Kick Down Stop



Concave Wall Stop



Convex Wall Stop



Crash Chain

ITEM	SATIN NICKLE US15	OIL RUBBED BRONZE US10B	MATTE BLACK US19	BRIGHT CHROME US26	SATIN CHROME US26D	STAINLESS STEEL US352D
Goose Neck Floor Stop	•		•			
Hindge Pin Stop	•	•		•		
Rigid Stop	•		•			
Spring Stop	•	•		•		
Kick Down Stop					•	
Concave Wall Stop						•
Convex Wall Stop						•
Crash Chain				•		

• IN STOCK

QS: Non-stock/ Quick Ship

FINISHING

Paint & Stain Kits

NEW!

Each kit contains everything you need to stain one prehung door and two sidelites (or one double door unit).

- Specifically designed for BHI's Fiberglass PH Entry System and its components
- Eco-friendly, completely water based system
- UV inhibiting pigments for increased energy efficiency and longer lasting beauty
- Available in 9 paint colors and 5 stain colors



BHI
PAINT
KIT



COLONIAL WHITE



BLACK ONYX



BEACH SAND



DARK BRONZE



SANDSTONE GREEN



DEEP BLUE SEA



BLUE BIRD




SLATE GREY




SCARLET BRICK


BHI
STAIN
KIT




PECAN



CHERRY



ESPRESSO



CHARCOAL



DRIFTWOOD

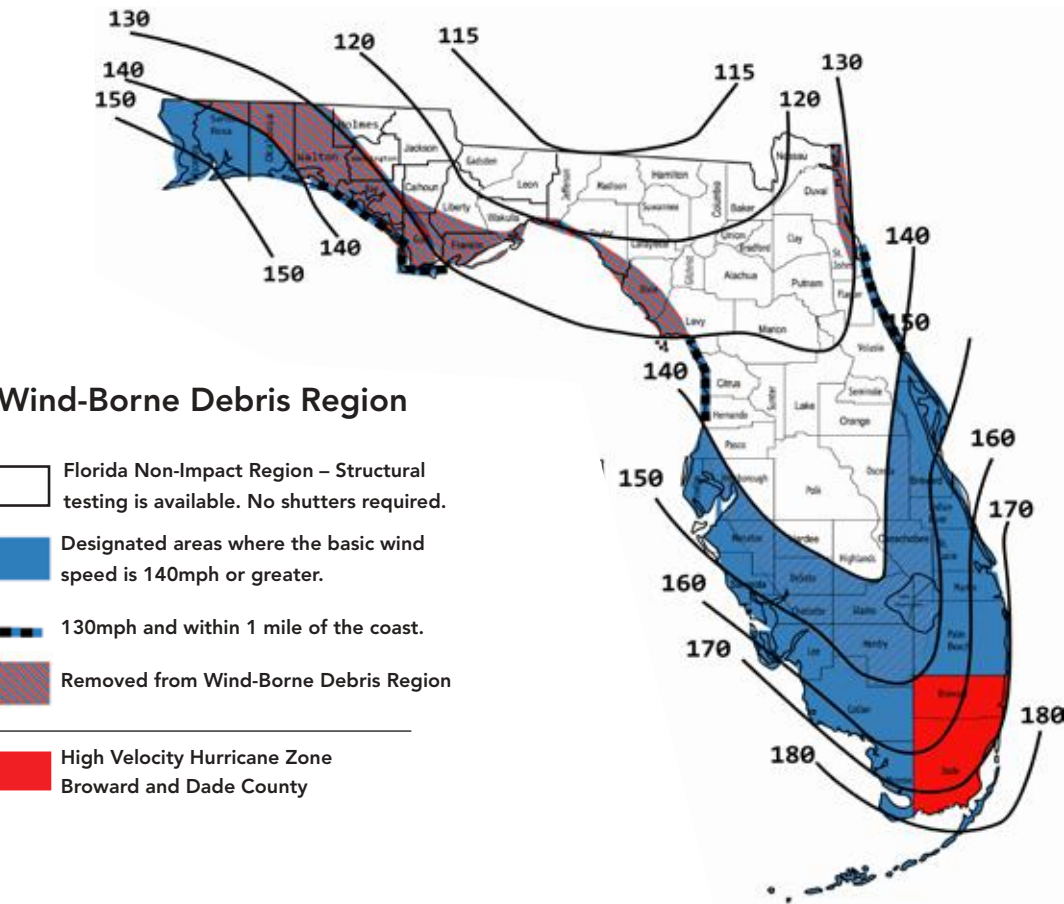


HURRICANE COMPLIANCE

NON-IMPACT

Our expertise in Florida and High Velocity Hurricane Zone (HVHZ) building codes means you can trust **BHI Doors** systems to comply with the unique requirements needed for hurricane code compliance.

Non-Impact units have structural ratings and may be used in the HVHZ and/or WBD impact zones with certified shutters required.




HVHZ = STRUCTURAL
NON-IMPACT

WBD = STRUCTURAL
NON-IMPACT

All Solid Fiberglass Doors automatically meet Impact Testing Standards for WBD unless noted HVHZ.

HURRICANE COMPLIANCE

Doors made to withstand high pressure



BHI quotes and order acknowledgments list the product approvals needed for each pre-hung door system. For additional code approvals and specific design pressure ratings, please see BHI Price & Availability Guide

Some doors are approved for HVHZ for in-swing application but may have overhang requirements. Some systems with very high design pressure ratings may require surface bolts, and/or dead bolt security strikes.

BHI does not warrant the suitability of any product for any specific use. For additional code information, contact a BHI representative, speak with a local plans examiner's office, or contact a contractor or engineer.

ENERGY COMPLIANCE

ENERGY COMPLIANCE

BHI and our suppliers of major fenestration components have made it a joint effort to focus on compliance with the Florida Building Code - 5th Edition Energy Conservation.

Catalog pages containing only product that meet the minimum energy standard for both solar heat gain coefficient (SHGC) and U-Factor in both climate zones will display this logo at the top of the page:



Individual products that DO NOT meet the minimum energy standards will display this logo:



Individual products that DO meet the minimum energy standards will display this logo:



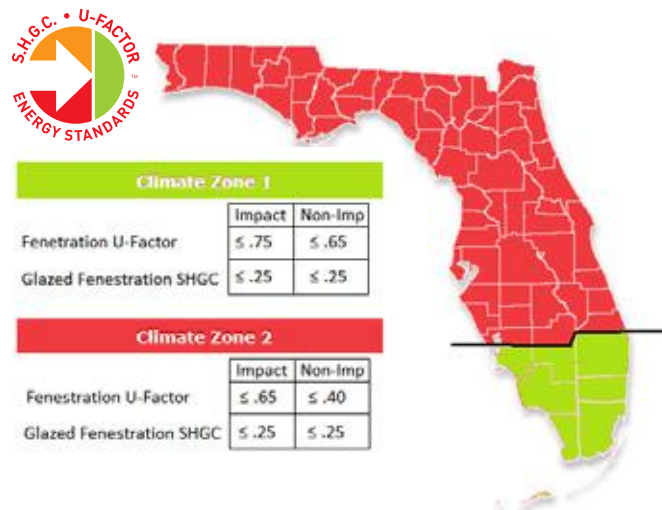
ENERGY CODE EXEMPTIONS

There are also exemptions for products that DO NOT meet the energy standards.

The Prescriptive method of compliance allows up to 15 square feet "of glazed fenestration" per dwelling unit to be exempt from the U-factor and SHGC requirements R402.1.(1), and also one side hinged opaque door assembly up to 24 square feet to be exempt from U-factors (Section R402.1.(3 & .4)). If using this exemption, doors bearing this mark may be used as single door units. Other exemptions for doors bearing that mark may be used when using whole house energy engineering compliance method.



Florida Energy Efficiency Requirements



ENERGY COMPLIANCE

BHI and its suppliers of major components are Energy Star Partners.



ENERGY LABELING

Labels will have specific certified products directory (CPD) numbers listed. These are the numbers listed in the certified products directory of the National Fenestration Rating Council (NFRC). The CPD numbers listed under BHI are also listed with our third-party quality assurance provider, National Accreditation Management Institute (NAMI) for thermal quality assurance compliance.

BHI doors that meet the Energy Standards will have at least 2 Energy Performance labels.

- One permanent label attached to the hinge side of the door slab.
- One temporary label which will be attached to the face of the door.



STRUCTURAL CERTIFICATION LABELING

Builders Hardware inc.
Plastpro/Nanya Plastic FL# 15210.4
MANUFACTURER STIPULATES CONFORMANCE TO:
TAS 201,202,203 - ASTM E48 NOA 17-0712.05/16-0314.11
DP RATING +75-75 PSF 1/8", 1/2", 1" GLAZED UNIT IN/OUT
MAX TEST SIZE 3/0 X 6/8 X
FL CERT # 1773 ANSI # 0651

Specific Labels are used when exact design pressure ratings are required for specific size door configurations, within our test matrix qualifications. Structural Certification Labels are created for specific units with specific stipulations which conform to varying codes within the state.

BHI does not warrant the suitability of any product for any specific use. For additional code information, contact a BHI representative, speak with a local plans examiner's office, or contact a contractor or engineer.

STANDARD FEATURES

ALL SMOOTH SKIN DOOR SYSTEMS INCLUDE:

- White fiberglass doors
- Smooth white 4 9/16" composite door frames
- White powder coat aluminum T-astragal (Double Doors)
- White weather-strip
- Inswing or outswing threshold mill finish
- Stainless steel security hinges



White fiberglass doors



White weather-strip
Smooth white composite door frames



Stainless steel
security hinges



Inswing or outswing threshold mill finish



White powder coat aluminum
T-astragal (Double Doors)

STANDARD FEATURES

ALL WOODGRAIN TEXTURED DOOR SYSTEMS INCLUDE:

- Textured fiberglass doors
- Textured 4 9/16" composite door frames
- Stainable aluminum T-astragal (Double Doors)
- Bronze weather-strip
- Inswing or outswing threshold mill finish
- Stainless steel security hinges



Textured fiberglass doors



Bronze weather-strip
Textured composite door frames



Stainable aluminum T-astragal
(Double Doors)



Stainless steel
security hinges



Inswing or outswing threshold mill finish

COMPONENTS

plastpro[®] PF FRAMES[™]

Doorframes & Moldings

This rigid Poly Fiber formulation door jamb offers the very best in product performance, and is easy to use. Our innovative PF Frames can be machined like wood, look and feel like wood, and can be painted or stained. The noticeable difference comes down to the strength and durability.

- Closed Cellular Structure
- Twice The Screw-Holding Power of Wood
- Rigid Poly-Fiber Formulation

DOOR FRAME 6/8, 7/0 & 8/0	JAMB (DOOR FRAME) DEPTH SIZE			
	4-9/16"	5-1/4"	6-9/16"	7-1/4"
SMOOTH FINISH	•	•	•	•
WOOD GRAIN FINISH	•	•	•	•

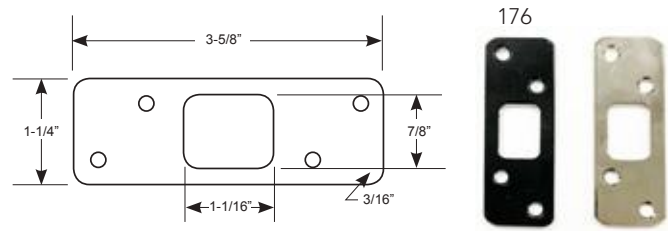


The closed cellular structure of our composite frames ensures that the molding will not absorb moisture, and that the frame will resist splitting, rotting and insect damage.



PLASTPRO PF[™] FRAME

WOOD FRAME



SECURITY STRIKE PLATES
(REQUIRED FOR USE WITH SOME HVHZ SINGLE DOOR UNITS)

SKU	DESCRIPTION	FINISH	CASE PK
YR02081BLACK	1-1/4"x3-5/8" DEADBOLT SECURITY STRIKE	BLACK	12
YR02081US26	1-1/4"x3-5/8" DEADBOLT SECURITY STRIKE	BRIGHT CHROME	12




COMPONENTS

plastpro[®]

Brickmold & Trim

- White smooth molding can be painted or faux finished
- Tan textured molding can be painted or stained



BRICKMOLD AND MOLDING SMOOTH

SKU	SIZE	DESCRIPTION	FINISH
PFWBM17685	85"x1-1/2"x5/8"	Smooth PF Brickmold	White
PFWBM176102	102"x1-1/2"x5/8"	Smooth PF Brickmold	White
PFWBM18085	85" x 3/16"x2"	Smooth PF Brickmold	White
PFWBM180102	102"x1-3/16"x2"	Smooth PF Brickmold	White
PFMTS24M10000	100"x2-1/2"	Smooth PF Mullion Strip	White
PFWSSM100	100"x11/32"x9/16"	Smooth PF Sidelite Stop Molding	White



BRICKMOLD AND MOLDING TEXTURED

SKU	SIZE	DESCRIPTION	FINISH
PFBM176102	102"x1-1/2"x5/8"	Textured PF Brickmold	Tan
PFBM180102	102"x1-3/16"x2"	Textured PF Brickmold	Tan
PFMTG24M10000	100"x2-1/2"	Textured PF Mullion Strip	Tan
PFSSM100	100"x11/32"x9/16"	Textured PF Sidelite Stop Molding	Tan



STRUCTURAL MULLION

SKU	SIZE	DESCRIPTION	FINISH
MULL1414RECP12W	1" x 4" x 1/4" x 12'	Aluminum White	1
MULLCLIP1	3 3/8" X 8 1/4"	Aluminum (Works with MULL1414) Each Mullion requires 2 clips	1
MULL2614RECP12W	2" x 6" x 1/4" x 12'	Aluminum White	1
MULLCLIP2	3 3/8" X 5 1/2"	Aluminum (Works with MULL2614) Each Mullion requires 2 clips	1

COMPONENTS




Aluminum Astragals

Aluminum exterior door T-astragals that offer security, and also stand out with honor among the best under Florida building code testing.

Available in White or Stainable in 6/8, 7/0 and 8/0 sizes

Adjustability



4-way adjustable (horizontal and vertical) strike latch plates

Security



Flip lever locks

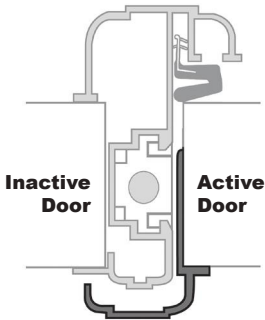
Precision



Slide bolt with machined center punch allows for precise bolt location and ease of installation.



Stainable




Add on an Astragal Security Strip to any outswing double door combination for added security and clean finished appearance eliminating the reveal between the doors.



Aluminum Thresholds

Keep the bugs out and the air in. Available for inswing, outswing and handicap accessibility doors. Available as Bronze or Mill Finish.

Sizes: 4 9/16, (extenders for 5 1/4, 6 9/16, 7 1/4)



INSWING



OUTSWING



OUTSWING HVHZ

Weather Seals


When it comes to keeping the good weather in and the bad weather out, BHI Weatherseals are the REAL deal. Manufactured in North America, each piece is designed to function with perfection.



Optional Corner Seal



Optional Corner Seal



Outswing Door Top Seal (optional)



Wrap Around Door Sweep



Screw-On Door Sweep

Hinges **BHI**Hinges

Specially designed for high-performance and tested for long lasting endurance. BHI offers the best-in-class hinges in stainless steel, and most popular U.S. colors.



	DULL CHROME US26D	ZINC DICHRO-MATE US2D	SATIN NICKEL SMOOTH US15S	ANTIQUE BRASS US5	STAIN-LESS STEEL US32D	ANTIQUE NICKEL US15A	PRIMED WHITE USPP	SATIN NICKEL BRUSHED US15	BRIGHT BRASS US3	SATIN BRONZE US10C	MATTE BLACK US19
Color chart for representation only.											
4"x 4" BALL BEARING 5/8" RADIUS x RADIUS STUD		●			●					●	●(NRP)
4"x 4" BALL BEARING 5/8" RADIUS x SQUARE STUD		●			●						
4"x 4" SPRING 5/8" RADIUS x SQUARE			●				●			●	
4"x 4" SPRING 5/8" RADIUS x RADIUS		●	●							●	
4"x 4" SAFETY 5/8" RADIUS x RADIUS STUD	●	●	●	●(NRP)	●	●	●	●	●	●	
4"x 4" SAFETY 5/8" RADIUS x SQUARE STUD	●	●			●			●	●	●	

● IN STOCK

●S: Non-stock/ Quick Ship

Your Door Stylizer™

Create Your Dream Entryway!

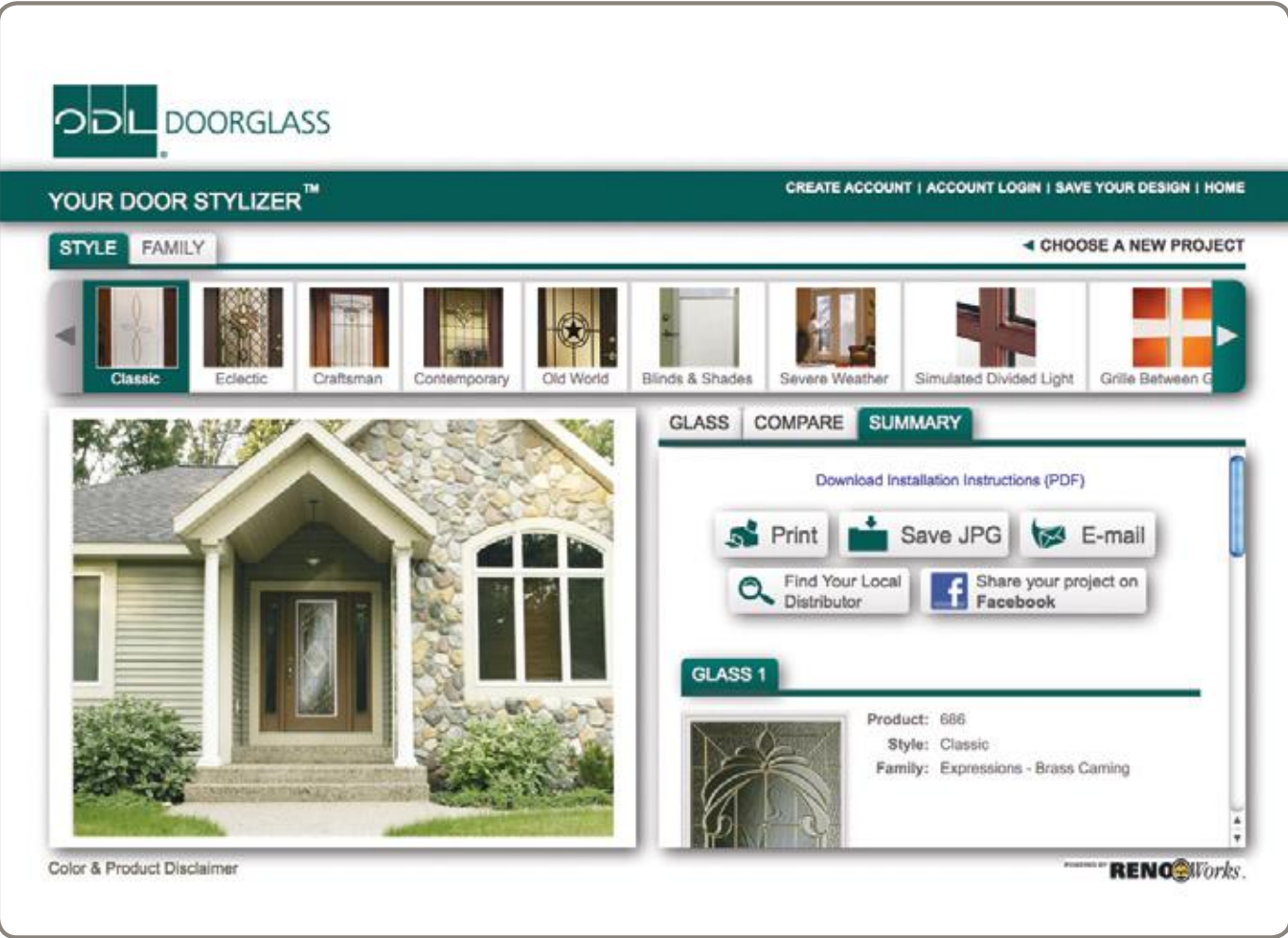
This tool allows homeowners to visualize how various ODL® Doorglass options will look in their home entryways. YOUR DOOR STYLIZER™ uses a guided design process that helps homeowners customize their entryway by replacing glass, adding glass or replacing their door. Once the user has created their dream entryway, they can save, email, share via social media or print their project to make doorglass ordering a snap.

What's Your Style?
Classic? Contemporary? Something in Between?

Find the doorglass style that suits you and your home perfectly.

UPLOAD A PHOTO OF YOUR HOME or select a sample from our gallery. Then explore, get inspired, and create the entryway that is made for your home. You can also create an account to save your photos and favorite designs.

SCAN WITH YOUR
SMARTPHONE





COMING SOON **SPECIAL** ORDER

COMING SOON **SPECIAL** ORDER



These exciting new decrotative glass options can be Special Ordered starting in the Spring of 2022!

These exciting new decrotative glass options can be Special Ordered starting in the Spring of 2022!



Celebration




Dorian



Timber



Swirl



Mistify White



Mistify White with GBG



2022 NON-IMPACT CATALOG

BHIDoors
BY BUILDERS HARDWARE, INC.

©BUILDERS HARDWARE INC.

bhiflorida.com