




Beauty is a chameleon.

She can wear the deep pigments of a Renaissance painting or the unfolding petals of a peony. This versatility is what makes one attractive home different from the next. Your vision of beauty becomes reflected in every aspect of your home and can begin at the front door. The question is this: Will it be a handcrafted statement of aesthetic individuality? With a Custom Fiberglass door, the answer is yes.

Ce







In the hands
of JELD-WEN
artisans, fiberglass
is transformed
into exceptionally
beautiful doors.

These doors feel and look like solid wood (even down to the knots and cracks). To enhance them, we offer luxurious woodgrain finishes and paint colors, sparkling glass options, and charming hardware options to support any design preference and architectural style. The combination of options you select allows you to enjoy a customized look. Whatever you choose, the resulting masterpiece will endure year after year.





REMARKABLE BEAUTY

TABLE OF CONTENTS

Old World Collection	8
Craftsman Collection	18
Classic Collection	22
Decorative grille doors	42
Patio doors	50
Folding door systems	56
Woodgrain and finish options	58
Glass options	62
Hardware and accents	64
Strata™ technology	66
Insignia® Door System	68
Warranty	70
Door index	71

About our featured doors: To find out more about the doors featured on pages 2–6, please see the index on page 71.





AUTHENTIC OPTIONS

We created options with our Old World Collection door designs especially in mind. They enhance the visual appeal of any design, while giving the door an architecturally authentic look. A sampling of these options is shown here. Please see pages 58–65 for the full range.



Speakeasies

For door designs with speakeasies, we offer a range of grilles to highlight this distinctive feature. Matching sidelight grilles are also available.



Antique finishes

Especially ideal for our Old World designs, these finishes provide an aged look that enhances the woodgrain's pattern.



Straps

These accents have a hand-forged look, which adds character to a door's rails, corners or radius components.




Clavos

Select clavos for the look of bolt heads used in Medieval and Renaissance architecture. They have a handmade look.



Distressing

This technique adds character marks to doors and sidelights for a charming, rustic appearance.



OLD WORLD COLLECTION



A1322
Knotty Alder Woodgrain
Radius Top Panel Door,
Mocha Finish



A1202
Knotty Alder Woodgrain
Panel Door, Caramel Finish,
Optional 1-3/4" Diamond Clavos
in Dark Patina



A1202
Knotty Alder Woodgrain
Panel Door, Caramel Finish



A1202
Knotty Alder Woodgrain
Panel Door, Chappo Finish



A1202
Knotty Alder Woodgrain
Panel Door, Caramel Finish,
Optional 1" Round Clavos
in Dark Patina



A1221
Mahogany Woodgrain
Panel Door, Mocha Finish,
Optional 1-3/4" Round Clavos
in Dark Patina

JELD-WEN® Custom Fiberglass doors will consistently stand up to any climate—hot or cold, wet or dry—yet they look virtually indistinguishable from solid wood. This makes them the most unique fiberglass doors available today. In fact, they're the world's finest. We've created these reliable and remarkable doors in many architecturally inspired designs and with a vast range of options, which allows you to make our artistry your own.

With their unique charm, it's no wonder that door designs in this collection are some of our most popular. They are crafted to reflect the timeless enchantment and visual warmth of Old World aesthetics, so they're sure to enhance new and existing homes alike. These doors are available with beautiful stain colors in Knotty Alder and Mahogany woodgrains, with rustic hardware and decorative accents, and glass inserts that can be customized with different designs, glass types and caming. To review these options, please see pages 58–65.

« A1202 Door, A1101 Sidelights, see page 71 for details



A1202
Mahogany Woodgrain Double Radius Top Panel Doors,
Caramel Finish, Optional 1-3/4" Round Clavos in Dark Patina



A1202
Knotty Alder Woodgrain
Radius Top Panel Door, Cashmere
Finish, Optional Speakeasy and
Bordeaux Grille in Dark Patina



A1322
Knotty Alder Woodgrain
Radius Top Panel Door, Mocha
Finish, Optional 1-3/4" Round
Clavos in Dark Patina



A1322
Knotty Alder Woodgrain
Segment Top Panel Door,
Chappo Finish





A1322
Knotty Alder Woodgrain
Panel Door, Antique Honey Finish



A1208
Knotty Alder Woodgrain
Panel Door, Antique Caramel Finish



A1222
Knotty Alder Woodgrain
Panel Door, Caramel Finish



A1202
Mahogany Woodgrain Radius Top
Panel Door, Mocha Finish



A1202
Mahogany Woodgrain
Panel Door, Caramel Finish



A1322
Mahogany Woodgrain Segment
Top Panel Door, Sable Finish



A1301
Mahogany Woodgrain Panel Door,
Sequoia Finish, Optional 1-3/4"
Round Clavos in Dark Patina



A1301
Paint Surface Woodgrain
Segment Top Panel Door, Custom
Finish, Optional 1" Round Clavos
in Dark Patina



A1322
Mahogany Woodgrain
Panel Door, Honey Finish,
Optional 1-3/4" Round Clavos
in Dark Patina



A1322
Mahogany Woodgrain
Radius Top Panel Door,
Caramel Finish, Optional 1-3/4"
Round Clavos in Dark Patina



A1301
Mahogany Woodgrain Radius Top Panel Door, Cashmere Finish, Optional 1" Round Clavos in Dark Patina




A1308
Knotty Alder Woodgrain Radius Top Door, Antique Mocha Finish, Optional 1-3/4" Clavos in Dark Patina



A1301
Knotty Alder Woodgrain Door, Antique Cashmere Finish, Optional 1" Clavos and Speakeasy with Rustic Grille in Dark Patina




A1209
Knotty Alder Woodgrain Panel Door, Chappo Finish, Optional Speakeasy with Seville Grille in Dark Patina
Note: Available only in 3'6" x 8'0"





CRAFTSMAN COLLECTION



Perfectly complement a Craftsman, Shaker or Mission style home with the authentic designs in this collection. These designs include many of Craftsman architecture's defining features, including bold, clean lines with simple flat panels and non-profiled sticking. Options include architecturally inspired shelves, Oak and Mahogany woodgrain finishes or paint colors, and glass inserts, which can be customized with your choice of designs, glass types and coming. To review these options, please see pages 58–65.

« **A387** Door, see page 71 for details



A387 Door and A1103 Sidelights
Mahogany Woodgrain, Sequoia Finish, X Glass



A362 Door and A1103 Sidelights
Mahogany Woodgrain, Antique Cashmere Finish,
Insulated Glass, Optional Shelf
Note: Same lite configuration (9-lite) in 8'0" door



A312 Door and A1103 Sidelights
Mahogany Woodgrain, Antique Caramel Finish,
X Glass, Optional Shelf



A312 Door and A1103 Sidelights
Mahogany Woodgrain, Sable Finish, Z Glass



CLASSIC COLLECTION



Add a sense of elegance to any home with a door from this distinctive collection. These versatile doors are designed to complement nearly any architectural style, from Colonial to Contemporary. And each one can be enhanced with your unique choice of options. This selection includes various Oak and Mahogany woodgrain finishes and paint surface colors. We also offer decorative glass inserts that can be personalized with a range of designs, glass types and coming. To review these options, please see pages 58–65.

« **A225** Door, see page 71 for details



A250
Mahogany Woodgrain Doors and Sidelights, Sequoia Finish,
C Glass (Clear Beveled, Ripple, Clear Water), Brass Caming



A250
Mahogany Woodgrain Panel Door and Sidelight,
Sequoia Finish, C Glass (Clear Beveled, Ripple,
Clear Water), Brass Caming



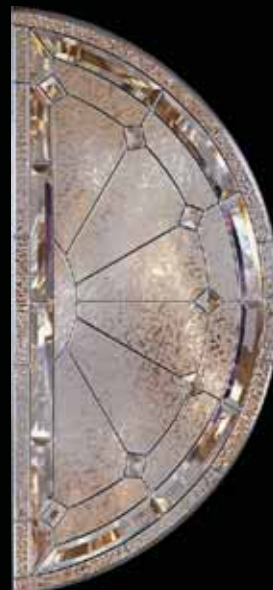
A250
 Paint Surface Door and Sidelight, Eggshell Finish,
 C Glass (Clear Beveled, Ripple, Clear Water),
 Brass Caming



A250
 Paint Surface Door and Sidelight, Eggshell Finish,
 C Glass (Clear Beveled, Ripple, Clear Water),
 Brass Caming



A250U
 Door Glass, U Glass
 (Clear Beveled, Glue
 Chip Beveled, Ripple),
 Patina Caming



A250Y
 Door Glass, Y Glass
 (Clear Beveled,
 Glue Chip, Ripple),
 Polished Zinc Caming



A252
Mahogany Woodgrain Doors and Sidelights, Sequoia Finish, A Glass (Clear Beveled, Rain (Cotswald)),
Polished Zinc Caming



A252
Paint Surface Doors and Sidelights, Eggshell Finish, A Glass (Clear Beveled, Rain (Cotswald)),
Polished Zinc Caming





A412
 Mahogany Woodgrain Panel Door and Sidelights, Sequoia Finish, H Glass
 (Clear Beveled, Clear Baroque), Brass Caming, Optional Carving



A412
 Paint Surface Panel Door, Khaki Finish



A412
 Paint Surface Panel Door and Sidelights, Khaki Finish, L Glass
 (Clear Beveled, Clear Water), Brass Caming, Optional Carving



A412
Oak Woodgrain Door and Sidelight, Honey Finish,
H Glass (Clear Beveled, Clear Baroque,
Glue Chip), Brass Caming



A401
Oak Woodgrain Door and Sidelights, Cashmere Finish, C Glass (Clear
Beveled, Ripple, Clear Water), Brass Caming



A401B
Sidelight Glass, B Glass (Clear Beveled,
Glue Chip, Clear Water), Patina Caming



A401B
Door Glass, B Glass (Clear Beveled, Glue Chip,
Clear Water), Patina Caming



A201
Oak Woodgrain Doors and Sidelights, Honey Finish,
Q Glass (Clear Beveled, Reed, Rain (Cotswald)), Brass Caming



A200
 Paint Surface Doors, Khaki Finish, Y Glass (Clear Beveled, Reed, Glue Chip, Rain (Cotswald)), Patina Caming



A200
 Paint Surface Doors, Khaki Finish, Q Glass (Clear Beveled, Reed, Rain (Cotswald)), Polished Zinc Caming



A225
Oak Woodgrain Panel Door,
Honey Finish



A225
Oak Woodgrain Door and Sidelight,
Cashmere Finish, R Glass (Clear Beveled, Clear
Baroque, Glue Chip), Brass Caming



A225J
Door and Sidelight Glass,
J Glass (Clear Beveled,
Glue Chip), Brass Caming



A225Q
Door and Sidelight Glass,
Q Glass (Clear Beveled,
Reed, Rain (Cotswald)),
Brass Caming



A225T
Door and Sidelight Glass,
T Glass (Clear Beveled,
Glue Chip, Gotta),
Polished Zinc Caming



A115
Mahogany Woodgrain Door, Sequoia Finish,
LG Glass (Clear Beveled, Clear Green, Rose,
Brown Antique, Clear Antique), Brass Caming



A115
Mahogany Woodgrain Door and Sidelight,
Sequoia Finish, T Glass (Clear Beveled, Glue Chip,
Gotta, Water), Brass Caming, Optional Carving



A115
Paint Surface Door and Sidelight, Eggshell Finish,
V Glass (Clear Beveled, Glue Chip, Black Baroque,
Grey Water), Polished Zinc Caming



A115
Paint Surface Door and Sidelights, Eggshell Finish, G Glass
(Clear Beveled, Glue Chip, Gotta, Water), Patina Caming,
Optional Carving



A110
Paint Surface Panel Door,
Custom Finish



A110
Mahogany Woodgrain
Radius Top Panel Door,
Sequoia Finish



A102
Mahogany Woodgrain
Panel Door, Sequoia Finish



A110
Oak Woodgrain Panel Door,
Honey Finish, Optional Carving



A110
Oak Woodgrain Door, Mocha Finish,
J Glass (Clear Beveled, Glue Chip),
Brass Caming



A160
Oak Woodgrain Panel Door,
Honey Finish





A110
Oak Woodgrain Door and Sidelights, Cashmere Finish, T Glass
(Clear Beveled, Glue Chip, Gotta), Polished Zinc Caming



A110J
Door and Sidelight Glass,
J Glass (Clear Beveled,
Glue Chip),
Brass Caming



A110R
Door and Sidelight Glass,
R Glass (Clear Beveled,
Clear Baroque, Glue Chip),
Brass Caming



A110Q
Door Glass,
Q Glass (Clear Beveled,
Reed, Rain (Cotswald)),
Brass Caming



A302
Mahogany Woodgrain
Panel Door, Cashmere Finish,
J Glass, (Clear Beveled, Glue Chip),
Brass Caming



A432
Mahogany Woodgrain Door and TDL Sidelights, Sable Finish,
Clear IG Glass, All-Panel Door

Glass for A302 door only



A302J
Door Glass, J Glass
(Clear Beveled, Glue
Chip), Brass Caming



A302Q
Door Glass, Q Glass
(Clear Beveled, Reed,
Rain (Cotswald)),
Brass Caming



A302R
Door Glass, R Glass (Clear
Beveled, Clear Baroque,
Glue Chip), Brass Caming



A302T
Door Glass, T Glass
(Clear Beveled, Glue
Chip, Gotta), Polished
Zinc Caming



A730
Oak Woodgrain Panel Door,
Honey Finish



A890
Oak Woodgrain Panel Door,
Mocha Finish



A890
Mahogany Woodgrain Door,
Cashmere Finish, A Glass
(Clear Beveled, Glue Chip),
Brass Caming




A302
Mahogany Woodgrain Panel Door,
Cashmere Finish, Optional Carving



A890
Mahogany Woodgrain Door,
Sequoia Finish, C Glass
(Clear Beveled, Glue Chip,
Clear Baroque), Brass Caming



A890
Paint Surface Door, Custom Finish,
B Glass (Clear Beveled, Glue Chip,
Ripple), Patina Caming



A800
Paint Surface Doors and Sidelights, Eggshell Finish, Clear Beveled Glass



A112
Oak Woodgrain Door and Sidelights, Honey Finish, J Glass
(Clear Beveled, Glue Chip), Brass Caming



A112
Mahogany Woodgrain
Panel Door, Sequoia Finish,
Optional Carving

Glass for A112 door only



A112T
Door and Sidelight Glass
T Glass (Clear Beveled,
Glue Chip, Gotta),
Polished Zinc Caming



A112R
Door and Sidelight Glass
R Glass (Clear Beveled,
Clear Baroque, Glue Chip),
Brass Caming



A112Q
Door and Sidelight Glass
Q Glass (Clear Beveled,
Reed, Rain (Cotswald)),
Brass Caming



A465
Mahogany Woodgrain Door,
Sequoia Finish, T Glass, Zinc Caming



A465
Mahogany Woodgrain
Panel Door, Sequoia Finish

Glass for A465 door only



D Glass,
Brass Caming



L Glass,
Patina Caming



A photograph of a decorative grille door and sidelight set in a stone wall. The door features a single lite with a decorative grille. The sidelight is a narrow vertical window with a decorative grille. The wall is made of light-colored stone blocks. A black lantern-style light fixture is mounted on the wall to the left of the door. The door and sidelight are finished with a dark woodgrain or paint color.

DECORATIVE GRILLE DOORS

Our decorative grille door and coordinating sidelight designs infuse any entry with a unique sense of elegance. Each of these doors features a single lite with a decorative grille. A range of grille designs is available to suit various architectural styles, and they're available in the Knotty Alder or Mahogany woodgrain finish or paint color you choose. For availability, check with your local JELD-WEN dealer or sales representative.

« **A5037** Door with Heritage grille, see page 71 for details



A1260
Knotty Alder Woodgrain Doors, Mocha Finish, Clear IG Glass
with Helios™ Grille in Dark Patina, Optional Segment Top



A1260
Knotty Alder Woodgrain Doors, Mocha Finish, Clear IG Glass
with Nouveau® Grille in Dark Patina, Optional Segment Top



A5037
 Knotty Alder Woodgrain Door,
 Mocha Finish, Clear IG Glass with
 Metropolis® Grille in Dark Patina



A5037
 Knotty Alder Woodgrain Door,
 Mocha Finish, Clear IG Glass with
 Chateaux Grille in Dark Patina



A5037
 Knotty Alder Woodgrain Door,
 Mocha Finish, Clear IG Glass with
 Etruscan® Grille in Dark Patina,
 Optional Radius Top



A5037
 Mahogany Woodgrain Door,
 Caramel Finish, Clear IG Glass with
 Sundial® Grille in Dark Patina



A5037
 Mahogany Woodgrain Door,
 Caramel Finish, Clear IG Glass with
 Armada® Grille in Dark Patina



A5037
 Knotty Alder Woodgrain Door,
 Mocha Finish, Clear IG Glass with
 Heritage Grille in Dark Patina,
 Optional Segment Top



A5037
 Mahogany Woodgrain Door,
 Caramel Finish, Clear IG Glass with
 Infinity Grille in Dark Patina,
 Optional Radius Top



A5037
 Knotty Alder Woodgrain Door,
 Mocha Finish, Clear IG Glass with
 Lotus Grille in Dark Patina,
 Optional Radius Top



A5037
 Mahogany Woodgrain Door,
 Caramel Finish, Clear IG Glass with
 Century Grille in Dark Patina



A5037
 Knotty Alder Woodgrain Door,
 Mocha Finish, Clear IG Glass with
 Georgian Grille in Dark Patina



A5037
 Mahogany Woodgrain Door,
 Caramel Finish, Clear IG Glass with
 Regal Grille in Dark Patina,
 Optional Segment Top



A5037
 Mahogany Woodgrain Door,
 Caramel Finish, Clear IG Glass with
 Monte Carlo® Grille in Dark Patina,
 Optional Radius Top



A5037
 Knotty Alder Woodgrain Door,
 Mocha Finish, Clear IG Glass with
 Versailles Grille in Dark Patina,
 Optional Radius Top




A5037
 Mahogany Woodgrain Door,
 Caramel Finish, Clear IG Glass with
 Meander® Grille in Dark Patina



A5037
 Mahogany Woodgrain Door,
 Caramel Finish, Clear IG Glass with
 Cathedral® Grille in Dark Patina



A1260
Knotty Alder Woodgrain Doors, Mocha Finish, Clear IG Glass with
Mediterranean™ Grille in Dark Patina, Optional Segment Top






PATIO DOORS

We create some of the best fiberglass patio doors with simulated divided lites (SDL) available today. Each one of our SDL patio doors features a classic true divided lite appearance that requires virtually no maintenance, and these doors come in designs to match or coordinate with our other exterior doors. Patio doors are available with a vast variety of glass types. Please view our standard glass selection on pages 62 and 63.

« **A5508** Patio Doors, see page 71 for details



A5001 SDL Door and A5701 Sidelight
Mahogany Woodgrain, Caramel Finish, Clear IG Glass



A5001 Door and A5701 Sidelight
Paint Surface, Custom Finish, Clear IG Glass



A5010 SDL Door and A5705 SDL Sidelight
Mahogany Woodgrain, Caramel Finish, Clear IG Glass



A5010 SDL Door and A5705 SDL Sidelight
Paint Surface, Khaki Finish, Clear IG Glass



A5512 SDL Door and Sidelight
 Mahogany Woodgrain, Antique Caramel Finish,
 Clear IG Glass



A5944 SDL Door and A5703 SDL Sidelight
 Mahogany Woodgrain, Sequoia Finish, Clear IG Glass



A5015 SDL Door and A5705 SDL Sidelight
 Mahogany Woodgrain, Cashmere Finish, Clear IG Glass



A5015 SDL Door and A5705 SDL Sidelight
 Paint Surface, Khaki Finish, Clear IG Glass



A5506
Mahogany Woodgrain Segment Top SDL Doors,
Mocha Finish, Clear IG Glass



A5509
Mahogany Woodgrain SDL Door,
Antique Honey Finish, Clear IG Glass



A5944
Mahogany Woodgrain Door,
Honey Finish, Clear IG Glass



A5506
 Knotty Alder Woodgrain SDL Door,
 Caramel Finish, Clear IG Glass,
 Optional Segment Top



A5001
 Mahogany Woodgrain Door,
 Sable Finish, Clear IG Glass



A1260
 Knotty Alder Woodgrain Door,
 Antique Chappo Finish, Clear IG Glass,
 Optional Segment Top



A5037
 Mahogany Woodgrain Door,
 Cherry Finish, Low-E IG Glass,
 Optional Radius Top



A5037
 Mahogany Woodgrain Door,
 Cherry Finish, Low-E IG Glass,
 Optional Segment Top



A5037
 Mahogany Woodgrain Door,
 Cherry Finish, Low-E IG Glass



FOLDING DOOR SYSTEMS

We're pleased to provide a radiant new option for your home—our folding door systems. These systems operate accordion-style, which means each section slides on an overhead track and neatly folds away for full access to the indoors or outdoors.

Folding door hardware

Standard hardware finishes include Brushed Stainless Steel and Oil-Rubbed Bronze.* Optional finishes are also available. The sill is a bronze anodized combination. It is also low-level for ease of access.



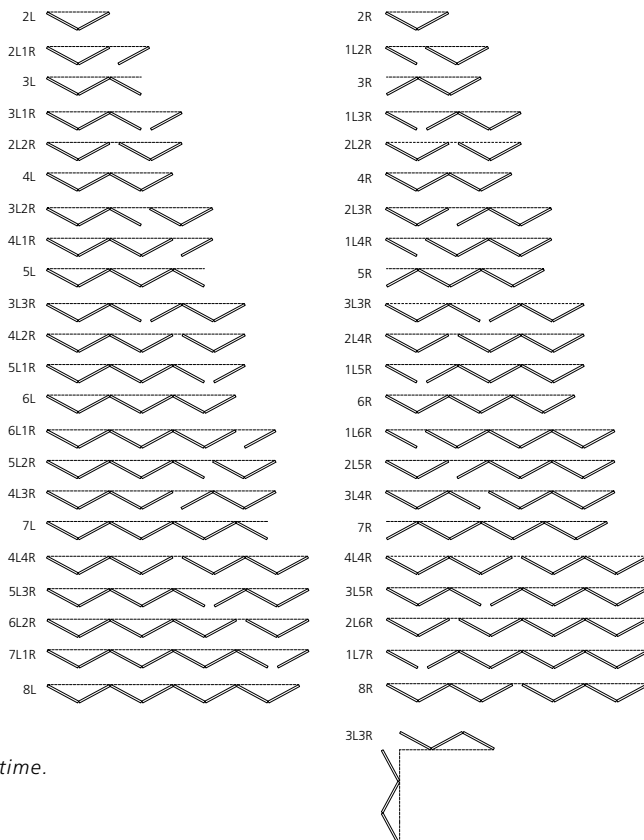
Folding door configurations

The exterior folding door systems we create are truly customizable, because they're available in several configurations, ranging from two to eight leaves (depending on the opening width). Special order options include door heights up to 9'10." We offer widths up to 48' (for doors opening from the center with a properly engineered header).

Standard size guide

Number of doors	Door configuration
2	2L or 2R
3	2L1R, 1L2R, 3L or 3R
4	2L2R, 3L1R, 1L3R, 4L or 4R
5	4L1R, 1L4R, 3L2R, 2L3R, 5L or 5R
6	5L1R, 1L5R, 4L2R, 2L4R, 3L3R, 6L, 6R or 3L3R90
7	6L1R, 1L6R, 5L2R, 2L5R, 4L3R, 3L4R, 7L or 7R
8	6L2R, 2L6R, 5L3R, 3L5R, 4L4R, 7L1R, 1L7R, 8L or 8R


Please note, all units are outswinging



*Please note, Oil-Rubbed Bronze will change in appearance over time.

« **A5001** Folding Door System, see page 71 for details

Variances in photography and printing may cause the finish colors shown in this catalog to vary from the actual finishes.



ENCHANTING CHOICES



Once you've selected a door design that's ideal for your entry, you can ensure architectural authenticity and add individuality with our ample aesthetic options. These options include distinctive woodgrain species in several finish colors, versatile paint surface colors, brilliant glass types, and a range of exclusive hardware accents. The combination you choose will make your entry door like no other.

ELEGANT VERSATILITY

Woodgrain stain colors

We offer three distinctive woodgrain species, in a range of finishes, for each door we make. Doors in our Craftsman Collection and Classic Collection are available with Oak or Mahogany woodgrain; in our Old World Collection, decorative metal grille doors, nearly all patio doors and folding door systems are available with Knotty Alder or Mahogany woodgrain.



Oak

Finish Colors for Craftsman and Classic Doors



Honey

Caramel

Chappo

Sequoia

Mocha

Sable

Cashmere



Mahogany

Finish Colors for Craftsman, Classic, Old World and Patio Doors



Honey

Caramel

Chappo

Sequoia

Mocha

Sable

Cashmere



Knotty Alder

Finish Colors for Old World and Patio Doors



Honey

Caramel

Chappo

Sequoia

Mocha

Cashmere

Paint surface colors

For a smooth, versatile appearance, select one of our paint surface colors. These options are available for any Custom Fiberglass door design. Along with the standard paint surface colors shown here, we can match any JELD-WEN® Custom Wood window clad color or whatever paint color you select; simply provide us with a 4" x 4" paint sample.



Eggshell

Ivory

Swiss Coffee

Khaki

Forest

Cobalt

Antique finishes

We offer antique finish colors for our door designs. This look is achieved through a multistep process that begins with applying a base stain for basic, overall color. Next, a dark brown or black stain (depending on the base color) is applied between the mouldings, panels and character marks to highlight these areas.

Distressed texture

Doors in our Old World Collection are available with a distressed surface texture, which gives the doors an aged appearance. To create this texture, we simulate random wormholes and apply character marks to the door's stiles, rails, panels and mouldings. To accentuate these marks, we recommend Knotty Alder woodgrain and an antique finish.



BRILLIANTLY DESIGNED

Glass types

A wide array of glass types are available, and each one offers its own attractive texture, pattern or color. This glass will not only enhance your chosen door, sidelights and transoms, but will also add radiance to your entire home. Select any glass type for our standard designs or for a custom creation. In fact, any design is possible within the size and shape of our glass inserts.



Antique Light
PurpleWaterglass
Pale AmberWaterglass
Light PurpleWaterglass
BlueWaterglass
Cherry RedOpal Light
Green Wispy

Opal Avocado

Opal Transparent
Pale AmberOpal Wispy
Pale CaramelOpal Dense
Pale Amber

Etched/Frosted



Flash White

Caming

In any glass design, caming is the metal bonding material that fuses individual glass pieces together. This assembly is done by hand, using your choice of Bright Brass, Polished Zinc or Patina caming. Glass with Bright Brass or Polished Zinc caming is triple glazed to protect the finish. Glass with Patina caming can be either single or triple glazed.



Polished Zinc Caming



Brass Caming



Patina Caming

CHARMING DETAILS

Decorative metal accents

With decorative metal accents, our Old World Collection doors have an especially charming appearance. These accents include corner, rail and radius straps; diamond and round clavos; door, sidelight and speakeasy grilles in various grille patterns; and a door knocker with an aged look. Each one is available in either Rust Patina or Dark Patina.

**Not all designs are available in every woodgrain option or size.
1/4" clear tempered glass standard on all speakeasies; also available with insulated glass.*

Clavos



1-3/4"
Round Clavos,
Dark Patina*



1"
Round Clavos,
Rust Patina*



1-3/4"
Diamond Clavos,
Dark Patina*



1"
Diamond Clavos,
Dark Patina*

Door knocker



Dark Patina*

Speakeasies



Bordeaux
Speakeasy Grille,
Dark Patina*



Rustic
Speakeasy Grille,
Dark Patina*



Seville
Speakeasy Grille,
Dark Patina*



Speakeasy Door,
Hinges and Latch,
Rust Patina*

Straps



Rail Strap,
Dark Patina*



Radius Strap,
Dark Patina*



Corner Strap,
Dark Patina*

Sills

To help you create a cohesive look for your entrance, we offer sills to match or coordinate with the door's woodgrain and stain color combination.



Aluminum with
Brass Finish



Aluminum with
Oil-Rubbed Bronze Finish**



Mahogany
(no warranty)



Aluminum with Polished
Aluminum Finish



Aluminum with
Polished Nickel Finish




Oak
(no warranty)

***Please note, Oil-Rubbed Bronze will change in appearance over time.*

Hinge options

Our solid brass concealed-bearing hinges are available in four different finishes, so you can choose one to match or complement the other hardware on your door. If you select Oil-Rubbed Bronze, please note that its appearance will change over time.



Decorative tips

For added character, select our decorative hinge tips. They're available in three shapes, and each shape comes in any of our hinge finish colors.



Entry locksets

Visually appealing lock hardware is available for any of our entry doors. This hardware is created with only the finest materials, and it's available in a range of styles for either right-hand or left-hand doors. Each lockset includes an exterior escutcheon plate, mortise lock, interior escutcheon plate and your choice of knob or lever for the interior (depending on the model).



CREATING LONGEVITY

Every JELD-WEN® Custom Fiberglass door begins as two detailed fiberglass skins, which are created in molds made from our Custom Wood doors. These skins are made with our exclusive Strata™ technology, which incorporates multiple layers of resins, tinted resins, base colors and reinforcing materials for greater structural strength. Next, the skins are adhered to engineered wood frames with our exclusive core materials and bonding agents that permanently lock the skin to the frame. The skins are not only durable but also authentic in appearance.

Classic panel design



1. Permalane prefinish
2. Matching hardwood edge band
3. LVL (laminated veneer lumber) stile
4. PolyMicro foam core
5. Detailed fiberglass skin
6. Raised panel
7. Raised moulding

Craftsman panel design



1. Permalane prefinish
2. Matching hardwood edge band
3. LVL (laminated veneer lumber) stile
4. PolyMicro foam core
5. Detailed fiberglass skin
6. Flat panel
7. Non-profiled sticking

The core

In the fiberglass door industry, our PolyMicro foam core technology is a first. It not only gives each door a dense, solid feeling, but the unique core material also prevents the skin from delaminating. The core is permanently bonded to the skins and frame, so it becomes an integral part of the structure, which keeps the doors from warping.

Prefinishing

For lasting beauty, each door is made with the Permalane prefinishing system. During this comprehensive process, layers of specially formulated grain filler and UV-protective stain coats are applied. These stain coats are encapsulated in the final protective top coat, which is created to withstand extreme environments. Our skilled artisans control airflow, temperature and humidity throughout the entire process for an exceptional finish that will protect and enhance the beauty of our doors.



Old World panel design

1. Permalane prefinish
2. Matching hardwood edge band
3. LVL (laminated veneer lumber) stile
4. PolyMicro foam core
5. Detailed fiberglass skin
6. Raised panel
7. Raised moulding
8. Knots
9. Distress marks



SDL panel design

1. Permalane prefinish
2. Matching hardwood edge band
3. LVL (laminated veneer lumber) stile
4. Detailed fiberglass skin
5. Composite grilles matching door skin
6. Internal metal shadow bars
7. Clear insulated glass
8. Raised moulding

SIMPLY COMPLETE

All Custom Fiberglass doors are available prehung with the Insignia® Door System. This complete package ensures the smoothest installation. It includes all the necessary components, including solid hardwood or composite jambs, mouldings, weatherstrips, concealed-bearing hinges (available with optional decorative hinge tips) and your choice of six sill options. All parts are precision-machined for a correct fit and a hassle-free installation.

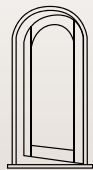
Note: The hardwood jambs and mouldings in the Insignia Door System are covered by our 5-year warranty.

Fiberglass entry system

This illustration shows the construction of our Custom Fiberglass entry system with a composite jamb.




System 1
Single Door




System 1
Single Radius Door



System 1
Single Segment Door




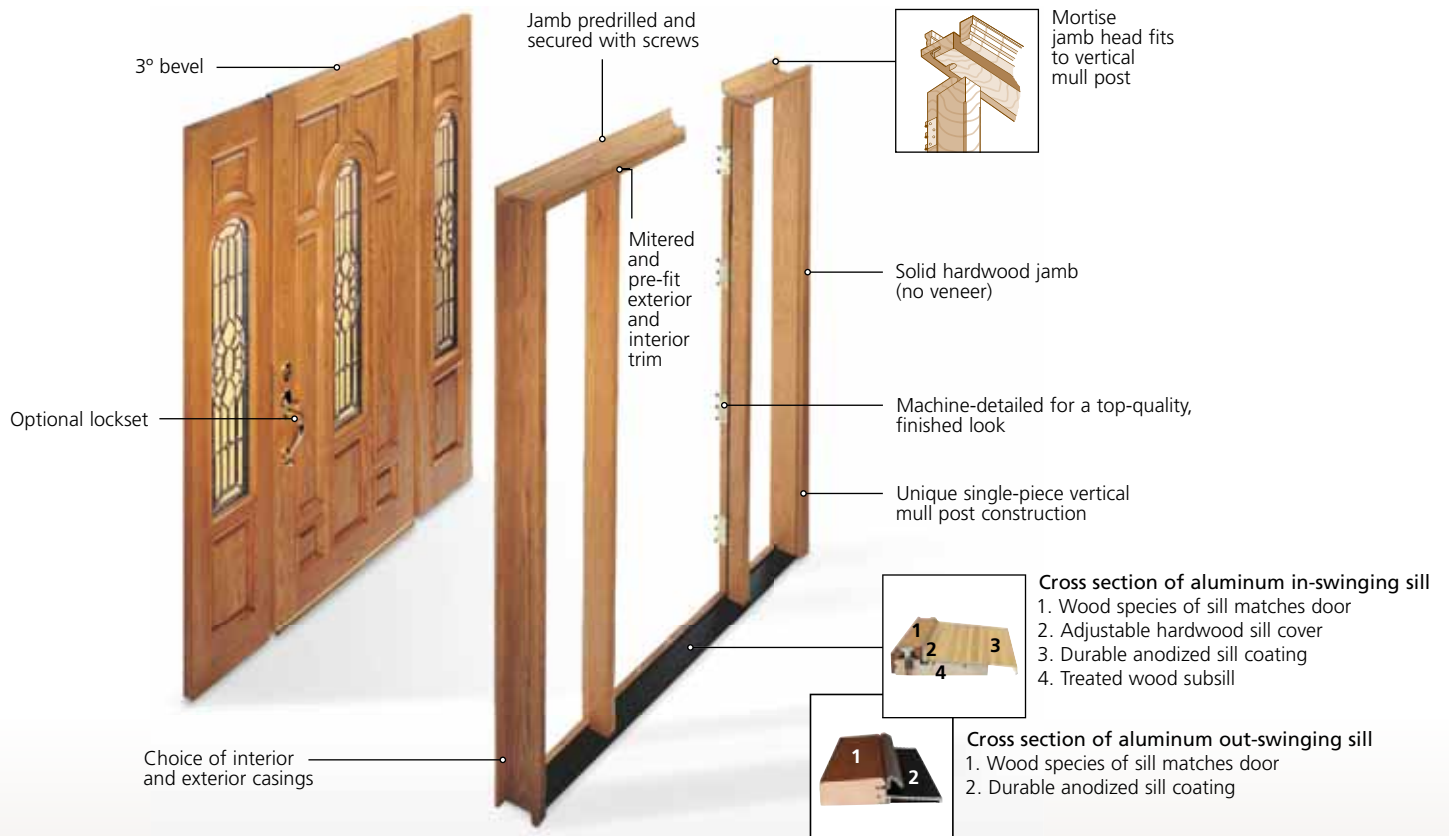
System 2
Double Doors



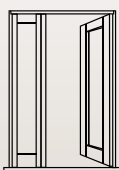
System 2
Double Radius Doors

Hardwood entry system


This illustration shows the construction of our Custom Fiberglass entry system with a hardwood jamb.




System 2
Double Segmented Doors



System 3
One Door,
One Sidelight



System 4
One Door,
Two Sidelights



System 5
Two Doors,
Two Sidelights

OUR WARRANTY TO YOU...

JELD-WEN® Custom Doors grace the entrances and passages of exquisite homes throughout the world. Our designs, artisanship and exemplary service have earned JELD-WEN a reputation as the world's finest door maker. This warranty is effective for Custom Door slabs and systems manufactured by us on or after **October 1, 2008** for use in the United States and Canada. Any previous warranties will continue to apply to door products manufactured by us prior to this date. For additional information, including care and maintenance, installation and finishing instructions, refer to www.jeld-wen.com.

What This Warranty COVERS

We warrant to the original owner that JELD-WEN products will be free from defects in material or workmanship as identified below from the date of manufacture for the time periods described below.

Owner-Occupied Single-Family Residence Limited Warranty

Limited Lifetime Warranty on Custom Fiberglass Door Systems and Component Parts: We warrant our fiberglass doors for **five (5) years**. If our product is proven to be defective **after the first five years**, we will offer for purchase a replacement product or component part for 50% off the then current JELD-WEN list price.

Five Year Limited Warranty on Custom Fiberglass Door Factory Prefinish: We warrant the factory prefinish on our fiberglass doors for **five (5) years**. Should the factory prefinish be proven defective, we will at our option refinish the door or pay up to \$350.00 per opening to the current owner.

Five Year Limited Warranty on Custom Wood Door Systems and Component Parts: We warrant our wood doors for **five (5) years**.

One Year Limited Warranty on Custom Wood Door Factory Prefinish: We warrant the factory prefinish on our wood doors for **one (1) year**. Should the factory prefinish be proven defective, we will at our option refinish the door or pay up to \$250.00 per opening for an interior door and up to \$350.00 per opening for an exterior door to the current owner.

Commercial Limited Warranty (Other than Owner-Occupied Single-Family Residence)

Limited Five Year Warranty Custom Fiberglass Door Systems and Component Parts: We warrant our fiberglass doors for **five (5) years**.

Warranty on Custom Fiberglass Factory Prefinish, Custom Wood Door Systems and Component Parts, and Custom Wood Door Factory Prefinish: Coverage is the same as for Owner-Occupied Single-Family Residences as listed above.

Transferability

This warranty is not transferable.

How to Get Assistance

If you have a problem with your JELD-WEN Custom Door, immediately upon discovery contact the distributor or dealer from whom you purchased our product, or contact us directly:

Mail: JELD-WEN Customer Care
Attn: Custom Doors
Warranty Claims
P.O. Box 1329
Klamath Falls, OR 97601
Phone: 888-JWHelpU (888-594-3578)
Fax: 800-436-5954
Email: jeldwenwarranty@jeld-wen.com

We can respond quickly and efficiently if you provide the following: a) date and location of purchase, or product identification from the tag on the top edge of the slab, b) how to contact you, c) the address where the product can be inspected, and d) a description of the apparent problem and the product (photographs are helpful).

What We Will Do

Upon receiving your notification, we will send out an acknowledgement within three business days of receipt to the contact identified. We will investigate your claim and begin to take appropriate action within 30 days of receipt of notification. If it is determined that our product does not have a defect covered by the warranty, we may charge an inspection fee for an onsite inspection that is required or requested by you. If it is determined that there is a defect, we will either repair the product/component or ship a replacement product/component to the distributor or person making the warranty claim in the same condition of fitting or finishing as the product originally sold to the distributor. Because manufacturing materials and techniques can change, replacement part(s) may not be an aesthetic match to the original. Replacement components/products are warranted for the balance of the original product warranty or 90 days, whichever is longer. If we are unable to provide replacement and repair is not practical or cannot be made timely, then we will refund the purchase price. This guarantee gives you specific legal rights, and you may have other rights that vary from state/province to state/province.

If the claimed nonconformity is warp of a door slab, we may defer repairing or replacing the door slab for a period up to **twelve (12) months** from the date of claim. It is not uncommon for a temporary warp condition to occur as the door slab adjusts to local humidity and temperature conditions. This deferral will not be counted against the warranty period.

What This Warranty Does NOT Cover

JELD-WEN manufactures and sells both individual door slabs and complete door systems. This warranty does not cover parts or components (e.g., locksets, handles, etc.) not sold by JELD-WEN to the original owner. See your distributor or dealer regarding the warranty on the entire door system and/or these other components.

We are not liable for:

- Normal wear and tear, including normal wear and tear of weatherstrip; and natural weathering of surfaces or variations in the color or texture of wood or finish; surface cracks that are less than 1/32" in width and/or 2" in length; for knotty alder and juniper: surface cracks that are less than 1/8" in width and/or 5" in length, and knot placement, quantity, or size.
- Problems due to misuse, abuse, failure to follow the care and maintenance instructions; or as a result of any cause beyond our reasonable control (e.g. fire, flood, earthquake, other acts of nature, and acts of third parties outside of our control).
- Problems related to: improper finishing of all surfaces (front and back) and edges (top, bottom, and sides) of the door slab and frame (See Finishing Instructions in the Homeowner's Manual); variation or unsatisfactory results in sheen or texture resulting from the field application of paint or any other finishing material.
- Failure to provide an adequate overhang; damage caused by extreme temperature buildup where storm doors are present. For general guidelines, see our "Appropriate Protection for Exterior Doors" in our product literature or at www.jeld-wen.com/resources; for specific information pertaining to your structure, consult your contractor or other building professional.
- Warp for any 3'6" wide by 8'0" high by 1 3/4", or smaller door slab, which does not exceed 1/4" in the plane of the door slab itself; door slabs wider and/or higher are not guaranteed for warp.
- Warp, bow, misalignment, splitting, or shrinking caused by the natural tendencies of the wood for any door manufactured with a wood species not part of the standard Custom offering.
- Slight expansion or contraction due to varying environmental conditions; slab movement (shrinkage or swelling) of 1/4" or less due to temperature and humidity, consult the Homeowner's Manual on how to work with this natural movement.
- Bow or misalignment in the frame or jamb in which the door slab is hung (if such is purchased unmachined and not prehung).
- Problems related to water and/or air infiltration due to improper assembly or installation.
- Structural integrity issues or other problems caused by improper fitting of the hardware, improper sizing of the door slab, or other door entry system assembly problems.
- Damage or poor product performance resulting from installation into a condition that exceeds product design standards and/or certified performance specifications and/or does not comply with applicable building codes.
- Hardware or inserts that are not provided by us, such as locksets, door handles, strikes, etc.
- Discoloration or rusting of decorative metal accent options, such as grilles, clavos, straps, etc.; discoloration of wood sills provided by us.
- Cost for labor, removal or disposal of defective product(s), installation or finishing of the replacement door or component (other than as stated above).
- Incidental or consequential damage. Some states/provinces do not allow the exclusion or limitation of incidental or consequential damages, so this may not apply to you.

Important Legal Information

This Warranty sets forth our maximum liability for our products. We shall not be liable for special, indirect, consequential, or incidental damages. Your sole and exclusive remedy with respect to any and all losses or damages resulting from any cause whatsoever shall be as specified above. We make no other warranty or guarantee, either express or implied, including implied warranties of merchantability and fitness for a particular purpose to the original purchaser or to any subsequent user of the product, except as expressly contained herein. In the event state or provincial law precludes exclusion or limitation of implied warranties, the duration of any such warranties shall be no longer than, and the time and manner of presenting any claim thereon shall be the same as, that provided in the express warranty stated herein.

No distributor, dealer or representative of JELD-WEN has the authority to change, modify or expand this warranty.

This warranty extends to the original owner (original owner means the contractor/dealer/distributor/purchaser and the initial owner of the structure where the product is initially installed) and is not transferable. The original purchaser of this product acknowledges that they have read this warranty, understand it and are bound by its terms and agrees to provide this warranty to the original owner of the structure into which the product is installed. Should state or provincial law preclude no transferability, then the warranty period is effective **five (5) years** from the date of manufacture for door slabs and systems and **one (1) year** from the date of manufacture for the factory pre-finish.

DOOR INDEX

Model	Page	Page	Image product details
A102	34	2	A1322 Knotty Alder Woodgrain Panel Door, Honey Finish
A110	34, 35, 36		
A112	40	5	A5015 Mahogany Woodgrain Door, Mocha Finish, Clear IG Glass
A115	33		
A160	34	6	A302 Mahogany Woodgrain Panel Door, Cashmere Finish, Optional Carving
A200	31		
A201	30	8	A1202 Knotty Alder Woodgrain, Antique Caramel Finish, Optional Bordeaux Speakeasy Grille in Dark Patina and 1-3/4" Round Clavos in Dark Patina and A1101 Sidelights, Rain Glass and Bordeaux Grilles in Dark Patina
A225	22, 32		
A250	24, 25		
A252	26, 27		
A302	6, 37, 38	12	A1322 Mahogany Woodgrain Panel Door, Caramel Finish
A312	21		
A362	20	17	A1301 Mahogany Woodgrain Door, Cashmere Finish, Optional Seville Speakeasy Grille in Dark Patina
A387	18, 20		
A401	29		
A412	28, 29	18	A387 Mahogany Woodgrain Door and A1103 Sidelights, Cashmere Finish, Z Glass, Optional Shelf
A432	37		
A465	41		
A730	38	22	A225 Oak Woodgrain, Honey Finish, Q Glass (Clear Beveled, Reed, Rain (Cotswald)), Brass Caming
A800	39		
A890	38		
A1103	20, 21	27	A252 Mahogany Woodgrain Doors, Sequoia Finish, A Glass (Clear Beveled, Rain (Cotswald)), Polished Zinc Caming
A1202	10, 11, 14		
A1208	14		
A1209	16	35	A110 Mahogany Woodgrain Radius Top Panel Door, Sequoia Finish
A1221	10		
A1222	14	42	A5037 Knotty Alder Woodgrain Door, Mocha Finish, Clear IG Glass with Heritage Grille in Dark Patina, Optional Segment Top
A1260	44, 45, 49, 55		
A1301	15, 16, 17		
A1308	16	50	A5508 Mahogany Woodgrain Door, Mocha Finish, Clear IG Glass
A1322	2, 8, 10, 11, 12, 13, 14, 15	56	A5501 Mahogany Woodgrain Door System, Caramel Finish, Clear IG Glass
A5001	52, 55, 56		
A5010	52		
A5015	5, 53		
A5037	42, 46, 47, 48, 55		
A5506	54, 55		
A5508	50		
A5509	54		
A5512	53		
A5701	52		
A5703	53		
A5705	52, 53		
A5944	53, 54		

NOTE: Actual door and sidelight layouts may vary from the models pictured due to size changes. Please contact your local dealer for layout of each size.

The photographs of installed Custom Fiberglass doors shown in this catalog may not represent installations covered by the warranty.



The JELD-WEN website is your ultimate resource for learning about our reliable windows and doors. It has all the product information and design advice you need. Visit us at www.jeld-wen.com today.

RELIABILITY *for real life*®



Official window, door and millwork provider of the PGA TOUR and Champions Tour

JELD-WEN
WINDOWS & DOORS



©2009 JELD-WEN, inc.; Door designs and this publication are owned by JELD-WEN, inc. and are protected under the U.S. Copyright Act and other intellectual property laws. Unauthorized use or duplication is prohibited. All trademarks, service marks, logos and the like (whether registered or unregistered) are owned or controlled by JELD-WEN, inc. or others. Unauthorized use or duplication is prohibited.

JELD-WEN reserves the right to change product specifications without notice. Please check our website, jeld-wen.com, for current information.